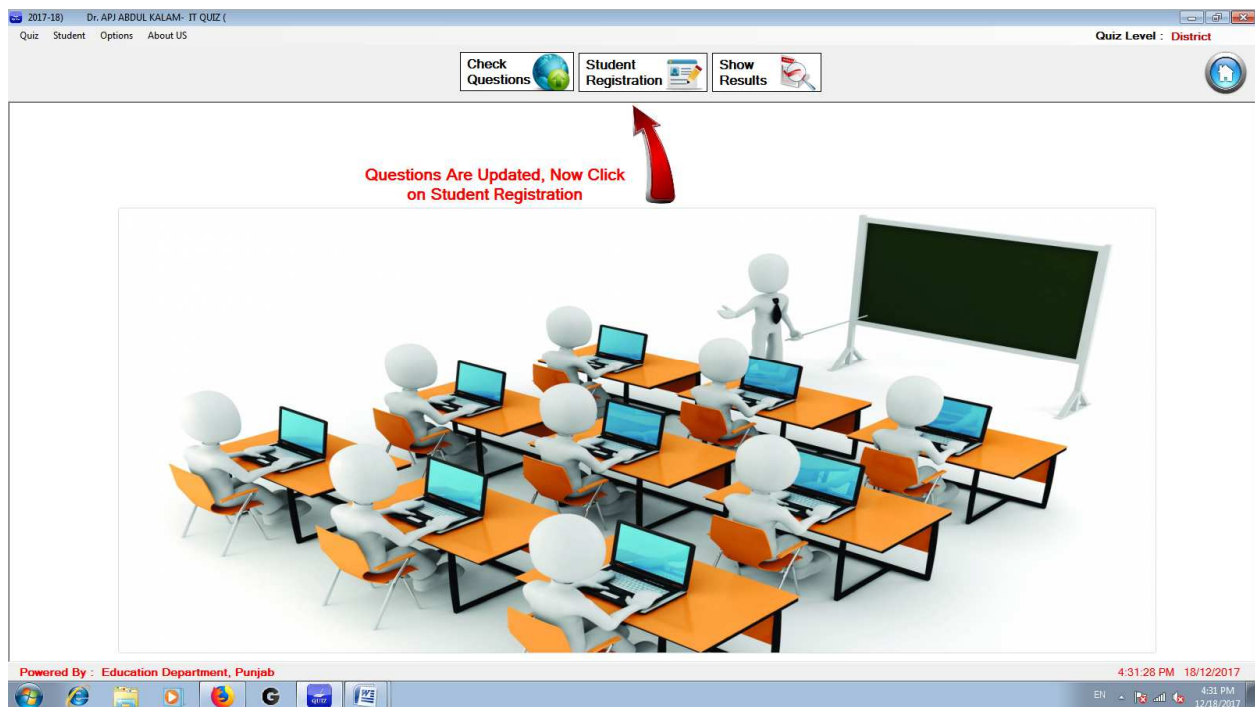


Click on Check Question for Questionarries download



After Download Questionnaires Click on Student Registration and Select Your District and Enter E-punjab ID of Student as show in below picture and Click Submit

The screenshot shows the 'Students Registration' form within the 'IT Q (2017-18)' application. The form is titled 'Students Registration' and features a dropdown menu for 'District Name' set to 'SANGRUR' and a text input field for 'Student E-Punjab ID'. A 'Submit' button is located to the right of the ID field. The background of the form area is a light blue sky with white snowflakes and two cartoon children skiing. The application's top bar includes a navigation menu with 'Quiz', 'Student', 'Options', and 'About US', and a 'Quiz Level : District' indicator. The bottom status bar shows 'Powered By : Education Department, Punjab' and the time '4:32:10 PM 18/12/2017'.

Students Registration

District Name: SANGRUR

Student E-Punjab ID:

Submit

Powered By : Education Department, Punjab

4:32:10 PM 18/12/2017

Student Detail will be shown and click on Start Quiz and Quiz will be start

This screenshot shows the 'Students Registration' form after a student has been registered. The form now displays the following details: 'District Name' is 'SANGRUR', 'Student E-Punjab ID' is '2225511', 'Student Name' is 'MOHAMMAD ANEESI', 'Father Name' is 'SUDAGAR KHAN', 'School Name' is 'GSSS JITWAL KALAN', and 'Block' is 'AHMEDGARH'. The 'Class' is '10' and 'Marks' are '27'. A 'Reset' button is next to the ID field, and a 'Start Quiz' button is at the bottom of the form. The application's top bar and bottom status bar are identical to the previous screenshot, with the time now showing '4:34:06 PM 18/12/2017'.

Students Registration

District Name: SANGRUR

Student E-Punjab ID: 2225511

Student Name: MOHAMMAD ANEESI

Father Name: SUDAGAR KHAN

School Name: GSSS JITWAL KALAN

Block: AHMEDGARH

Class: 10

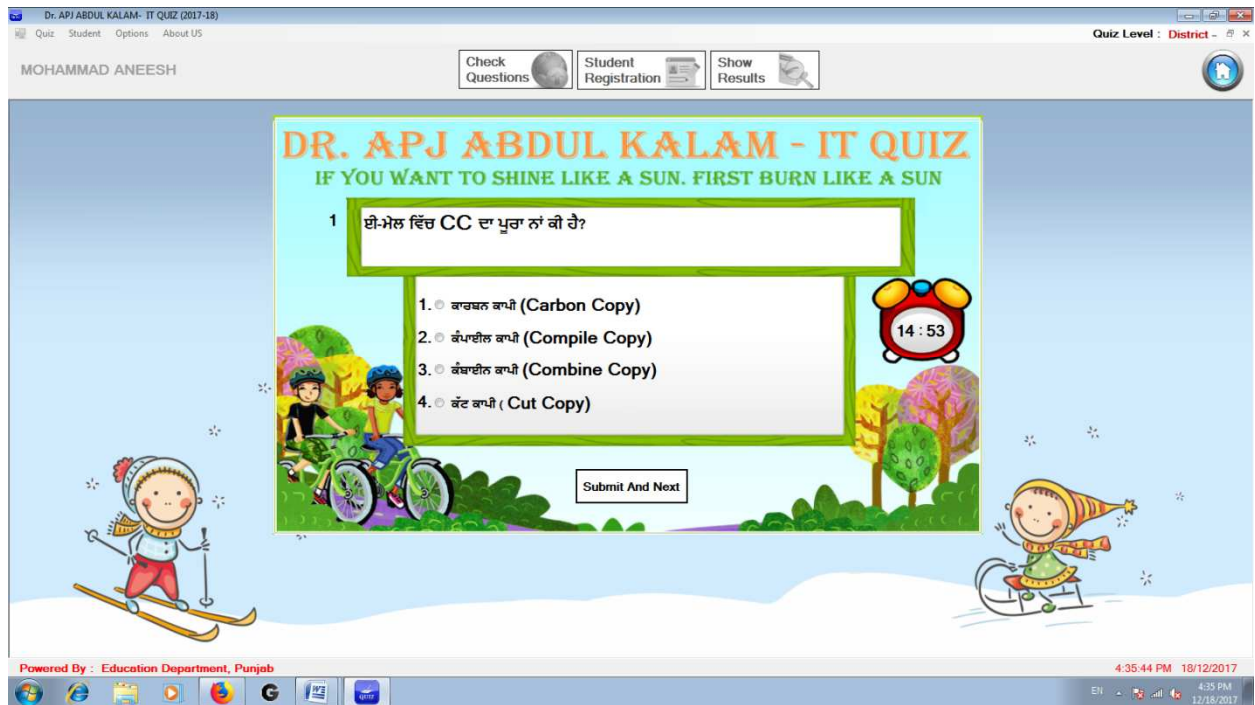
Marks: 27

Reset

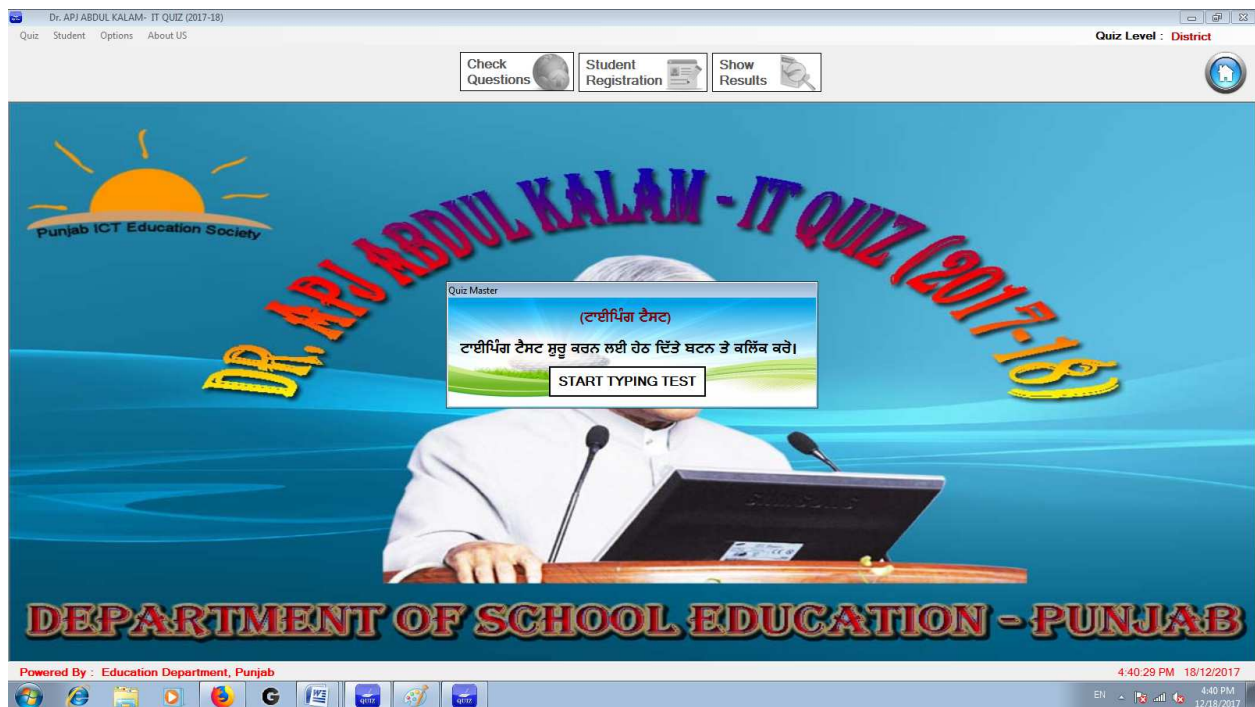
Start Quiz

Powered By : Education Department, Punjab

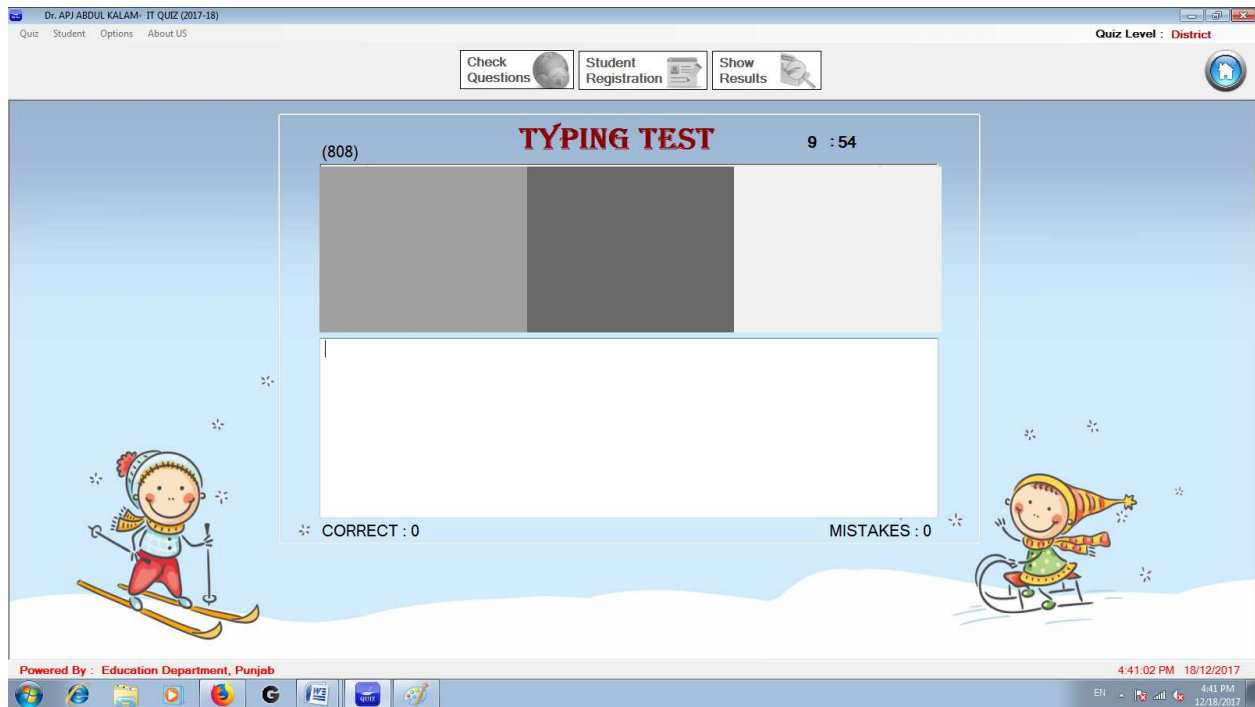
4:34:06 PM 18/12/2017



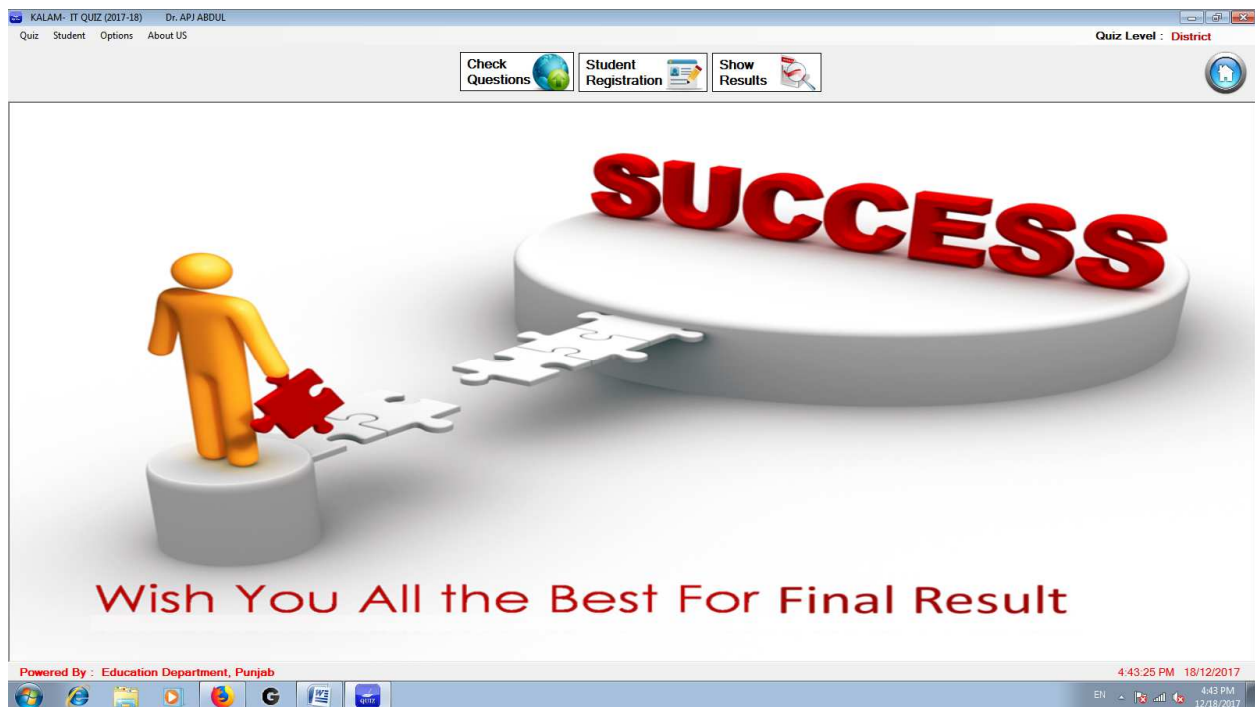
After Complete All 30 MCQ Typing Test will start



Click on Start Typing Test And Anmollipi Typing Test will Start



After Complete typing test "Typing Test is over" message will come.



Click on Show Result

Dr. APJ ABDUL KALAM- IT QUIZ (2017-18)

Quiz Student Options About US

Quiz Level : District

Check Questions Student Registration Show Results

ਹਰੇ ਰੰਗ ਵਿੱਚ ਦਰਸਾਏ ਤਿੰਨ ਵਿਦਿਆਰਥੀ ਸਟੇਟ ਪੇਂਪਰ ਦੇ ਕੁਝ ਮੁਕਾਬਲੇ ਲਈ ਚੁਣੇ ਗਏ ਹਨ।

No. of Students Appeared in Quiz: 4

Download Results

Student ID	Student Name	Quiz Marks	Quiz Time (In Sec)	Typing Marks	Typing Time (In Sec)	Total Marks	Total Time (In Sec)
2225511	MOHAMMAD ANEESH	7	235	3	118	7	402
2105010	GURPREET SINGH	5	3	3	3	5	12
2180236	ROHANPREET SINGH	3	15	3	8	3	19
10165889	MANDEEP KAUR	3	11	0	3	3	14

Upload Result

Powered By : Education Department, Punjab

4:45:25 PM 18/12/2017

EN 4:45 PM 12/18/2017

After All student quiz is done click on Upload Result and it will ask a password which will be provided to All Project Coordinators on 20 December 12.30 pm. They will provide password to their districts

Thanks