


**Section A.**

<b>Name of the Institute</b>	<b>SISE, Punjab</b>
<b>Name of the Teacher</b>	<b>Afsha, Lecturer English</b>
<b>Class</b>	<b>VI</b>
<b>Subject</b>	<b>English</b>
<b>Name of the chapter</b>	<b>THE Bangle Seller</b>
<b>No. of period required</b>	<b>Sixteen</b>
<b>Vetted by</b>	<b>Baljeet Kaur Brar Subject Expert SCERT, Punjab</b>


**Expected outcomes: The children will be able to:**

1. Develop listening, speaking, reading and writing skills.
2. Children should be able to read and comprehend the text "THE BANGLE SELLER" individually and collaboratively.
3. Children should be able to use appropriate vocabulary.
4. Children should be able to understand Adjectives.
5. Children should be able to imagine and form stories / paragraphs in their own words.
6. Children should be able to write personal letters.


## II- PERIOD WISE DETAIL:

<u>Period No.</u>	<u>Content/ Activity/ Discourse</u>	<u>Strategy</u>	<u>Interactive Questions/CCE</u>	<u>Resources/TLM required</u>	<u>Teacher Reflections</u>
1.	<p><b><u>Warming up:</u></b> The teacher will interact with the students and ask questions from the students.</p> <p><b><u>Discourse:</u></b> The Teacher will write the responses of the students on board. Children will make a few sentences in their notebook with the help of the answers written by the teacher on blackboard in mind.</p>	<p>Whole Class Interaction.</p> <p>Interaction, Individual &amp; Group Activity.</p> <p><u>Presentation:</u> Group Work, Teacher's Version, Interaction for Negotiation.</p>	<p><u>Q1.</u> How many of you are wearing bangles in the class?</p> <p><u>Q2.</u> Do you like wearing bangles or your mother wearing bangles??</p> <p><u>Q3.</u> Why do you like wearing bangles?</p> <p><u>Q4.</u> When do you like to wear bangles?</p> <p><u>Q5.</u> During which festival do you like to wear bangles?</p> <p><u>Q6.</u> Why do you like to wear bangles on that day?</p> <p><u>Q7.</u> Write a few lines in your own words?</p>	<ul style="list-style-type: none"> <li>• Blackboard</li> <li>• Notebook</li> </ul> 	

2.	<p><b><u>Discourse Editing:</u></b>  <b>Editing the above description.</b>  The teacher will make each student read his/her lines and corrects their mistakes by writing the complete sentence on the blackboard.</p>	<p>Whole Class  Activity:  Teacher  Presentation and  Interaction.</p>	<p>The students will write a few lines on bangles.</p>	<ul style="list-style-type: none"> <li>• Blackboard.</li> </ul>	
3.	<p><b><u>Listening Text:</u></b>  <b>“THE BANGLE SELLER”</b> Reading aloud by teacher and students. The teacher will ask the students to read one by one. Silent reading by the students. The teacher will write the responses of the</p>	<p>Whole Class  Activity.  Developing  Listening,  Speaking and  Reading Skills.</p>	<p><u>After the narration link-up with the main reading text.</u>  1. Who was Ram Lal?  2. What was he selling?  3. Who came to buy bangles from him?  4. Who bought a lot of bangles from Ram Lal?</p>	<ul style="list-style-type: none"> <li>• Textbook</li> <li>• Blackboard.</li> </ul>	

<p>4.</p>	<p>students on the black board.</p> <p><b><u>Reading</u></b> <b><u>Comprehension:</u></b> <b>Passage 1.</b></p> <p>The students will read the first passage one by one and then silently.</p> <p><u>Text:</u> "Ram Lal.....some are green."</p> <p>The teacher will ask the questions. Children read the passage individually and collaboratively. They are asked to underline the words they are not able to read.</p>	<p>Whole Class Interaction: individual and Group Activity.</p> <p>Presentation: Group Work, Teacher's Version. Writing Skills.</p>	<p><u>The teacher will ask the following questions from the student:</u></p> <ol style="list-style-type: none"> <li>1. What was the name of the bangle seller?</li> <li>2. What was he selling?</li> <li>3. Who was walking in front of Mr Verma's house?</li> <li>4. What was he singing?</li> <li>5. Complete the sentence: Some are..... some are.....</li> </ol> <p>Describe the people who come to sell things in your street? Write a few lines on them in your own words:</p>	<ul style="list-style-type: none"> <li>• Textbook</li> <li>• Blackboard.</li> </ul>	
-----------	---	--	--	---	---

5.	<p><b><u>Discourse:</u></b>  <b>Editing the description.</b>  The students may respond in Punjabi but the teacher will correct them and write their responses in English on blackboard.</p>	<p>In consultation with students, teacher correcting the errors of the students on black board or chart.</p>		<ul style="list-style-type: none"> <li>• Textbook</li> <li>• Blackboard</li> <li>• Notebook</li> </ul>	
6.	<p><b><u>Reading comprehension:</u></b>  <b><u>Passage 2.</u></b> Children read the passage individually and collaboratively. They are asked to underline the words they are not able to read.  The students may respond in Punjabi but the teacher will correct them and write their</p>	<p>Whole Class Interaction</p>	<p>The teacher will ask the following questions from the students:</p> <ol style="list-style-type: none"> <li>1. Who buys things for you from the market?</li> <li>2. What are the things that your mother or father buy for you?</li> <li>3. Who all come to play with you in the evening?</li> </ol>	<ul style="list-style-type: none"> <li>• Notebook</li> <li>• Blackboard.</li> </ul>	

	<p>responses in English on blackboard.</p>		<p>“Reeta .....the bangle seller”.</p> <ol style="list-style-type: none"> <li>1. Who called the bangle seller after hearing his song?</li> <li>2. Whom did Reeta call from inside the house?</li> <li>3. Where did the bangle seller sit?</li> <li>4. Who all came from the nearby houses?</li> <li>5. What was the name of the bangle seller’s daughter?</li> </ol>		
7.	<p><b><u>Transaction of components:</u></b>  <b>Adjectives.</b>  <b>Discourse editing:</b>  Editing done on the Blackboard by the teacher.</p>	<p>Whole Class Activity.</p>	<p><u>Pick adjectives from the sentence given below:</u></p> <ul style="list-style-type: none"> <li>• Ram Lal was an old man.</li> <li>• Reeta is a tall girl.</li> <li>• These are green coloured bangles.</li> </ul>	<ul style="list-style-type: none"> <li>• Textbook</li> <li>• Blackboard</li> <li>• Notebook.</li> </ul>	

	<p>The students will do the exercise in the notebook and the teacher will ask students the answers to these sentences.</p>		<ul style="list-style-type: none"> <li>• Many girls came to buy bangles.</li> <li>• Ajay is a fat guy.</li> <li>• Rajan Lal is a kind man.</li> <li>• She is the best student in my class.</li> <li>• Amit is a brave lad.</li> <li>• Nisha is a lovely girl.</li> <li>• A hare runs faster than the tortoise.</li> </ul>		
<p>8. <b><u>Comprehension</u></b></p>	<p><b><u>Passage 3:</u></b>  “Mother .....green ones, mother”.”  Children read the passage individually and collaboratively. They are asked to underline the words</p>	<p>Whole Class Interaction.  Reading and Listening Skills.</p>	<p><u>Teacher will ask the following questions from the students:</u></p> <ol style="list-style-type: none"> <li>1. Do you share your things with your friends?</li> <li>2. Do you break things or loose things?</li> <li>3. What are the colours that you like the most?</li> </ol>	<ul style="list-style-type: none"> <li>• Glossary</li> <li>• Notebook</li> <li>• Textbook.</li> </ul>	

they are not able to read.



The teacher will write down the difficult words on the blackboard along with their meaning.

After reading the passage the teacher will ask the following questions from the students:

1. Whom did Reeta ask to buy her bangles?
2. Where had Reeta kept her bangles?
3. Whom did Reeta give her bangles to?
4. What colours did the bangle seller showed to Mrs Verma?
5. What colour did Reeta like the most?






<p>9.</p>	<p><b><u>Creative Writing</u></b> <b><u>Composition:</u></b></p> <p>The teacher will show pictures in Annexure 1 to the students and write their responses on the black board.</p> <p>The students may respond in Punjabi but the teacher will correct them and write the answers in English on board.</p>	<p>Whole Class Interaction.</p>	<p><u>The teacher will ask questions from the students regarding the story "Fox and the Crow"</u></p> <ol style="list-style-type: none"> <li>1. What do you see in picture no 1?</li> <li>2. What is the crow holding in his beak?</li> <li>3. Where is the crow sitting?</li> <li>4. Who comes there and talks to the crow in picture no. 2?</li> <li>5. What did the crow do in picture no. 3?</li> <li>6. What fell from the crow's mouth?</li> </ol>	<ul style="list-style-type: none"> <li>• Blackboard.</li> <li>• Notebook.</li> <li>• Pictures</li> </ul>  	
-----------	--	---------------------------------	--	---	--

7. Who caught the thing that fell from the crow's mouth?







8. What can you see in picture no. 8?

Children write a story on the "the Fox And the Crow" with the help of the answers written on the blackboard.



<p>10.</p>	<p><b><u>Creative Writing Composition:</u></b></p> <p>The teacher will show pictures in Annexure 2 to the students and write their responses on the black board.</p> <p>The students may respond in Punjabi but the teacher will correct them and write the answers in English on board.</p>	<p>Whole Class Interaction.</p>	<p>The teacher will ask <u>questions from the students regarding the story “Fox and the Grapes” by showing pictures to them:</u></p> <ol style="list-style-type: none"> <li>1. What do you see in picture no 1?</li> <li>2. What is the fox looking at?</li> <li>3. What does he see?</li> <li>4. What is he looking at in the 3<sup>rd</sup> picture?</li> <li>5. What did he do to get it in the 4<sup>th</sup> picture?</li> <li>6. Was the Fox able to get what he wanted?</li> </ol>	<ul style="list-style-type: none"> <li>• Blackboard.</li> <li>• Notebook.</li> <li>• Pictures</li> </ul>	
------------	--	---------------------------------	---	--	--



<p>11.</p>	<p><b><u>Comprehensive</u></b></p>	<p>Whole Class</p>	<p>7. Why did the fox turn away?</p> <p>Children, here is an outline given. Complete the story by filling in blank spaces.</p> <p>There was a ..... .  He was very ..... . He saw a bunch of ..... . He wanted to ..... them. He ..... high to have them but failed. He ..... once again but ..... . He went away saying that the ..... are ..... .</p> <p><u>The teacher will ask the</u></p>	  <ul style="list-style-type: none"> <li>• Textbook</li> </ul>
------------	------------------------------------	--------------------	--	---

<p><b><u>Questions:</u></b></p> <p><b>Passage 4.</b></p> <p>Children read the passage individually and collaboratively. They are asked underline the words they are not able to read.</p> <p>The students may respond in Punjabi but the teacher will correct them and write their responses in English on blackboard.</p>	<p>Activity.</p> <p>Group Work.</p>	<p><u>following questions from the students:</u></p> <ol style="list-style-type: none"> <li>1. What colour in bangles would you like to wear?</li> <li>2. Do you like to wear bangles in glass or metal?</li> <li>3. Why do you like to wear bangles?</li> </ol> <p>Mrs Verma.....</p> <p>and beautiful.</p> <ol style="list-style-type: none"> <li>1. Who put the bangles on Reeta's arm?</li> <li>2. Who told Reeta not to break the bangles now?</li> <li>3. What colour of bangles did Mrs Verma bought for herself?</li> <li>4. How many pair of</li> </ol>	<ul style="list-style-type: none"> <li>• Notebook</li> <li>• Blackboard</li> </ul>	
--	-------------------------------------	--	--	--

<p>12.</p>	<p><b><u>Comprehensive Questions:</u></b>  <b>Passage 5.</b>  Children read the passage individually and collaboratively. They are asked underline the words they are not able to read.  The students may respond in Punjabi but the teacher will correct them and write their responses in English on blackboard.</p>	<p>Whole Class Activity.  Group Work.</p>	<p>bangles did she buy?  5. How many bangls did ram Lal give to Mrs Verma?</p> <p><u>The teacher will ask the following questions from the students:</u></p> <ol style="list-style-type: none"> <li>1. Do you thank hawkers for the things you buy from them?</li> <li>2. Do you ask them for food or water?</li> <li>3. Do you make friends with them?</li> </ol> <p>“Is that.....  ... are lovely.”</p> <ol style="list-style-type: none"> <li>1. What was the name of the</li> </ol>	<ul style="list-style-type: none"> <li>• Textbook</li> <li>• Notebook</li> <li>• Blackboard</li> </ul>	
------------	--	---	---	--	--

13	<p><b><u>Vocabulary:</u></b>  <b>The teacher will write down the meanings of the difficult words on board. The students will be asked to use them in sentences.</b></p>	<p>Whole Class  Interaction:  Individual  Activity.</p>	<p>bangle seller's daughter?</p> <ol style="list-style-type: none"> <li>2. What did Reeta gave Sheela?</li> <li>3. What did Sheela gave in return to Sheela?</li> <li>4. What was the colour of the bangles Sheela gave to Reeta?</li> <li>5. The bangles were .....</li> </ol> <p><u>Use the following words to make sentences.</u></p> <ul style="list-style-type: none"> <li>• Street - a road in a city or town or village</li> <li>• Selling- to give something to somebody in return</li> </ul>	<ul style="list-style-type: none"> <li>• Notebook</li> <li>• Blackboard.</li> </ul>	
----	---	---	---	---	--

			<p>for money.</p> <ul style="list-style-type: none"> <li>• Bangles - a ring of glass worn around the arm.</li> <li>• Lovely - beautiful.</li> <li>• Nearby -close by</li> <li>• Careful - taking care</li> <li>• Ripe - full grown</li> </ul>		
14.	<p><b><u>Make sentences:</u></b> The teacher will help the students in using these words in different sentences by giving them an exercise.</p>	Group activity.	<p><u>Fill in the blank spaces by using the words given below:</u> <u>Road,</u> <u>Bangles</u> <u>Watch</u> <u>Ripe</u> <u>Careful</u> <u>Lovely</u> <u>Selling.</u></p> <p>1. The mangoes are ..... .</p>	<ul style="list-style-type: none"> <li>• Blackboard</li> <li>• Notebook</li> </ul>	



15.	<p><u>Letter Writing.</u> The teacher will explain the format to the students with the help of a sample letter. Annexure 3</p>	Whole Class Activity.	<p>2. This is a ..... gift.</p> <p>3. The hawker was ..... fruits.</p> <p>4. One should be ..... while crossing the ..... ..</p> <p>5. My arm is full of red .....</p> <p><u>The teacher after explanation will ask the following questions from the students:</u></p> <ul style="list-style-type: none"> <li>• Children have you ever written a letter?</li> <li>• To whom do you write a letter?</li> <li>• What do you write in a letter?</li> </ul>	<ul style="list-style-type: none"> <li>• Blackboard</li> <li>• Notebook</li> </ul>	
-----	--	-----------------------	---	--	--

16.	Letter Writing  Writing Skills	Whole Class Activity	<p>After explaining the format to the students, the teacher will give them another situation:</p> <ol style="list-style-type: none"> <li>1. Do you stay with your parents or with someone else?</li> <li>2. Do you like staying away from your parents?</li> <li>3. Who takes care of you then?</li> <li>4. What if you get sick and you have to inform your parents?</li> </ol> <p>Children, write a letter to your father telling him that you are sick and asking him to take you home?</p>	<ul style="list-style-type: none"> <li>• Blackboard</li> <li>• Notebook.</li> </ul>	Whole Class Activity.
-----	--------------------------------------	----------------------	--	---	-----------------------

