


Swachh Bharat Swachh Vidyalaya

A National Mission



Ministry of Human Resource Development
Government of India





“Sanitation is more important than independence.”

– Mahatma Gandhi Ji

He made cleanliness and sanitation an integral part of the Gandhian way of living. His mission was total sanitation for all.

“..... I want to make a beginning today itself and that is – all schools in the country should have toilets with separate toilets for girls. Only then our daughters will not be compelled to leave schools midway. Our parliamentarians utilising MPLAD fund are there. I appeal to them to spend it for constructing toilets in schools for a year. The government should utilise its budget on providing toilets. I call upon the corporate sector also to give priority to the provision of toilets in schools with your expenditure under Corporate Social Responsibility. This target should be finished within one year with the help of state governments and on the next 15th August, we should be in a firm position to announce that there is no school in India without separate toilets for boys and girls.”

– Shri Narendra Modi, Prime Minister
Independence Day, August 15, 2014

“Educating girls is my priority. I have noticed that girls drop out of schools by the time they reach class 3rd or 4th just because schools don't have separate toilets for them. They don't feel comfortable. There should be toilets for boys and girls in all schools. We should concentrate on girl students not quitting schools.”

– Shri Narendra Modi, Prime Minister
Teachers' Day, September 5, 2014



Shri Narendra Modi
Hon'ble Prime Minister of India



सत्यमेव जयते
Government of India



Smt. Smriti Zubin Irani
Hon'ble Union Minister for HRD

Swachh Bharat Swachh Vidyalaya

A National Mission

Clean India: Clean Schools

A Handbook



Ministry of Human Resource Development
Government of India







Contents

Water, Sanitation and Hygiene in Schools	1
Benefits of Handwashing	6
Key Commitments for Swachh Vidyalaya	7
Status of Water, Sanitation and Hygiene in Schools	9
Status of Drinking Water in Schools	9
Status of Sanitation in Schools	10
The Functionality Gap	12
Status of Hygiene in Schools	13
Swachh Vidyalaya – The Essential Elements	17
Operation and Maintenance: Daily, Weekly, Fortnightly, Monthly, Seasonal and Yearly Maintenance	19
Snippets from Textbooks	21
Design Principles	25
Average Cost of Intervention in One District (Approx. 2000 Schools per District)	27
Swachh Vidyalaya in Action	29
Good Practices in the Field	35
Operation and Maintenance in Action	35
Handwashing with Soap in Action	36
Children in Action	37
Three Star Approach in West Bengal	38
Child Cabinet Ensures ‘Total Sanitation’ in School in Gujarat	39
Child Cabinets in Madhya Pradesh	40
Children Learn about Water, Sanitation and Hygiene in the Classroom in Rajasthan	41
Action to Achieve Scale: Ensuring Running Water for Toilets and Handwashing in Schools in Rajasthan	42
On a Handwashing Mission: Young Girls Herald Change in the Community	43
Annexures	45
1: Technical Design of Boy’s Toilet in Elementary School	45
2: Technical Design of Girl’s Toilet in Elementary School	46
3: Technical Design of CWSN Toilet	47
4: Technical Design of Boys’ and Girls’ Toilet in Secondary School	48
5: Technical Design of Group Handwashing Facilities	49
6: Technical Design of Improved MDM Kitchen Sheds (Model 1)	50
7: Technical Design of Improved MDM Kitchen Sheds (Model 2)	51
Websites and Resources	52





Swachh Bharat Swachh Vidyalaya

Water, Sanitation and Hygiene in Schools

Swachh Bharat: Swachh Vidyalaya is the national campaign driving 'Clean India: Clean Schools'. A key feature of the campaign is to ensure that every school in India has a set of functioning and well maintained water, sanitation and hygiene facilities. Water, sanitation and hygiene in schools refers to a combination of technical and human development components that are necessary to produce a healthy school environment and to develop or support appropriate health and hygiene behaviours. The technical components include drinking water, handwashing, toilet and soap facilities in the school compound for use by children and teachers. The human development components are the activities that promote conditions within the school and the practices of children that help to prevent water, hygiene and sanitation related diseases.

School sanitation and hygiene depend on a process of capacity enhancement of teachers, community members, SMCs, Non-Governmental Organisations (NGOs) and Community Based Organisations (CBOs) and education administrators. Water, sanitation and hygiene in school aims to make a visible impact on the health and hygiene of children through improvement in their health and hygiene practices, and those of their families and the communities. It also aims to improve the curriculum and teaching methods while promoting hygiene practices and community ownership of water and sanitation facilities within schools. It improves children's health, school enrolment, attendance and retention and paves the way for new generation of healthy children. It is the role of policymakers, government representatives, citizens and parents to make sure that every child attends a school that has access to safe drinking water, proper sanitation and hygiene facilities. This is every child's right.

The benefits of water sanitation and hygiene to school children

- The provision of water, sanitation and hygiene facilities in school **secures a healthy school environment** and protects children from illness and exclusion. It is a first step towards a healthy physical learning environment, benefiting both learning and health. Children who are healthy and well-nourished can fully participate in school and get the most from the education. Hygiene education in schools help promote those practices that would prevent water and sanitation related diseases as well as encourage healthy behaviour in future generations of adults.
- Girls are particularly vulnerable to dropping out of school, partly because many are reluctant to continue their education when toilets and washing facilities are not private, not safe or simply not available. When schools have appropriate, gender-separated facilities, an obstacle to attendance is removed. Thus having gender segregated toilets in schools **particularly matters for girls**. Gender norms and physiology make privacy more important for girls than boys, and biological realities mean that girls need adequate sanitary facilities at school to manage menstruation. Basic facilities that provide for good hygiene and privacy, along with sensitive health promotion assist girls to stay in school and complete their education.
- Hygiene in school also supports **school nutrition**. The simple act of washing hands with soap before eating the school mid day meal assists to break disease transmission routes. Children get the nutritional benefits intended, rather than ingesting bacteria, germs and viruses. Studies show that when hand washing becomes part of a child's daily routine the benefits to health are evident and the practice does not easily fade.¹ School is therefore an ideal setting for teaching good hygiene behaviours that children can also carry home.

¹ Valerie A. Curtis, Lisa O. Danquah, and Robert V. Aunger (2009). Planned, motivated and habitual hygiene behaviour: an eleven country review. Health Educ. Res. 24: 655-67

- Having safe water, toilet and hygiene facilities in schools **promotes equity**. All children are equal in their right to access to safe drinking water, sanitation and hygiene facilities, and all children gain benefits through the improved hygiene practices promoted in schools. By providing gender-segregated toilets, students are assured of privacy and dignity, a particularly important factor for girls' school attendance. By providing inclusive and accessible facilities, children with special needs are able to attend school and further contribute to the development of their society.
- Having a clean school fosters a child's pride in his or her school and community. It enables every child **become an agent of change** for improving water, sanitation and hygiene practices in their families and within their community. School water and sanitation clubs encourage students to participate in taking care of latrines and handwashing stations, and in providing safe water where necessary. Club members create rotating lists of responsibilities, sharing sanitation- and water-related chores among both boys and girls. This also fosters pride and ownership, and it counteracts the belief that these tasks are only for women and girls or particular social groups.
- **Children with disabilities** are also vulnerable to dropping out of school. Accessible school facilities are a key to school attendance for children with disabilities. An effective water, sanitation and hygiene programmes seeks to remove barriers by promoting inclusive design – user-friendly, child-friendly facilities that benefit all users, including adolescent girls, small children and children who are sick or disabled. Toilets and handwashing facilities, for example, need to be customised to fit children's smaller size, and water, sanitation and hygiene facilities that are traditionally designed for the 'average' child must consider the fact that children have a wide range of abilities and needs. The most cost-effective way to improve access for all children is to incorporate accessibility into the design from the outset, rather than making expensive changes later. To make sure facilities are accessible, it is essential to involve children with disabilities in the design process. The cost of making inclusive facilities is minimal compared to the costs of exclusion.

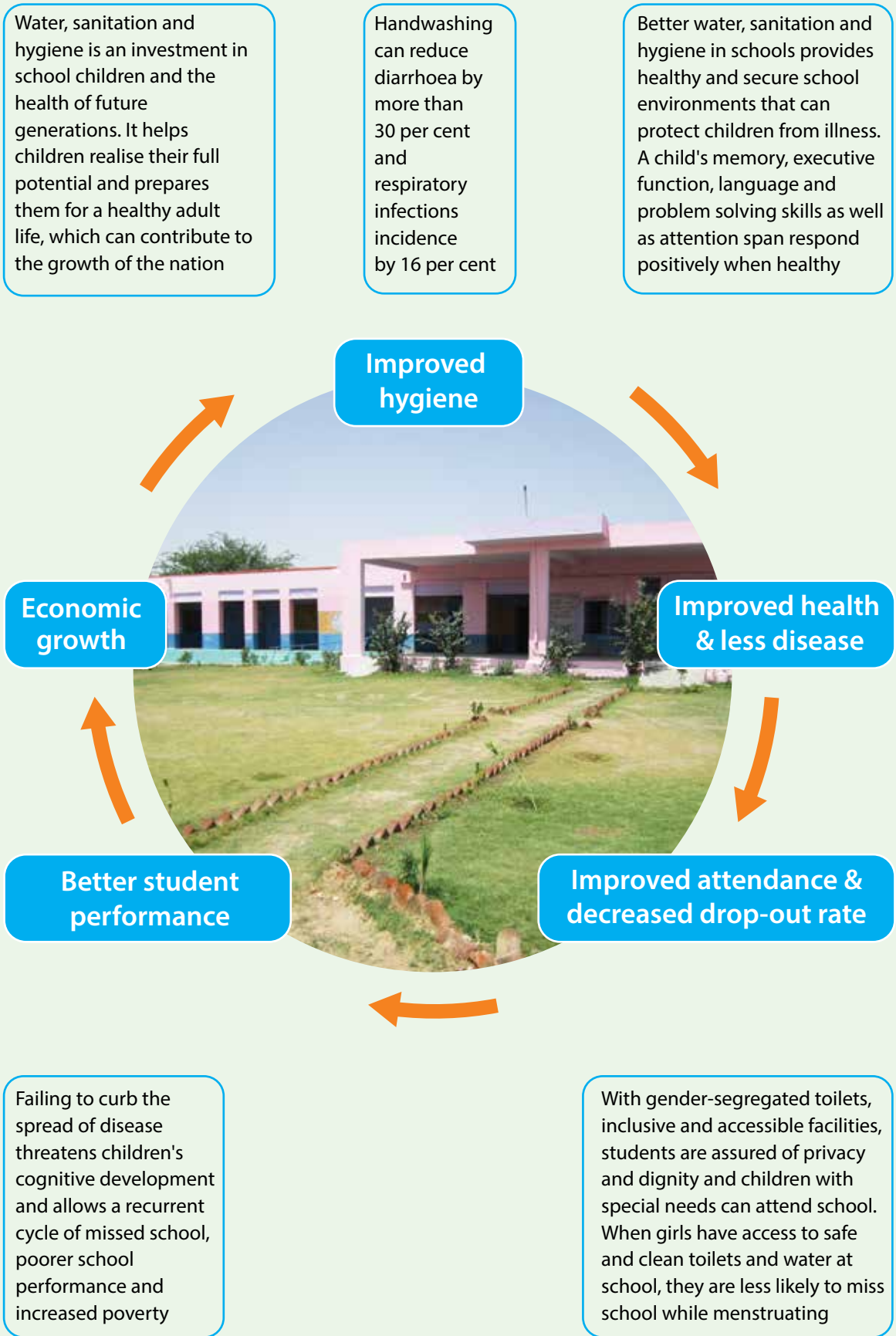


“Before construction of this school toilet I used to miss the class a week every month during the menstrual period and hesitated coming to school because I had to go to home for urination during the school time. Now separate clean toilet for girl is in the school I enjoy coming to school every day. I motivated my father to have a toilet at home which he constructed after taking loan from the neighbour.”

– Ms. Tulsi Prajapati, Student of Class 8
Haripur Upper Primary School, Guna, Madhya Pradesh




Box 1.1: A clean and healthy school creates a cycle of opportunities





Children washing hands with soap before mid day meal in Sajjanpara School, Kamrup District, Assam



Box 1.2: Some facts about water, sanitation and hygiene in schools

Research shows that the presence of water, sanitation and hygiene in schools results in a number of benefits for children, especially girls and also their teachers.

- An overall increase in enrolment by 12 per cent in primary schools (Grades 1-5) and 8 per cent in upper-primary schools (Grades 6-8), leading to lower dropout rates.
- Increased female enrolment with younger girls and boys experiencing larger benefits than older children.
- Increased retention of female teachers; and
- More students presenting for exams with higher pass rates.²
- In Alwar District, India, school sanitation increased girl's enrolment by one-third, and improved academic performance for boys and girls by 25 per cent (UN-Water 2008).

Water, Sanitation and Hygiene: Few Global Evidences

- A study undertaken in Bangladesh revealed an 11 per cent increase in girls' enrolment mainly due to the provision of sanitary latrines. (IRC 2007).
- A water, sanitation and hygiene in schools evaluation in Kenya indicated that girls were absent less in schools where there was more handwashing and a very high toilet use. The association suggests that in one way or another, the successful implementation of the Water, Sanitation and Hygiene Package in a school can significantly reduce girls' absenteeism, a substantial and highly desirable impact from the project (IRC 2009a).

When water, sanitation and hygiene are missing from a girl's school experience, studies indicate that:

- Up to 12 per cent of the school year missed by girls is during their menstruation (WHO 2009).
- In Uganda, 1 in 3 girls missed all or part of a school day during their menstrual cycle (Kirk and Sommer 2006).

Source: U-DISE, 2013-14, NUEPA, New Delhi

Benefits of Handwashing

- Handwashing at critical times – including before eating or preparing food and after using the toilet – can reduce diarrhoea rates by almost 40 per cent (3IE 2009).
- Handwashing in institutions such as primary schools and daycare centres reduce the incidence of diarrhoea by an average of 30 per cent (Cochrane 2008).
- Handwashing promotion in schools can play a role in reducing absenteeism among primary school children. In China, promotion and distribution of soap in primary schools resulted in 54 per cent fewer days of absence among students compared to schools without such an intervention (Bowen et al 2007).



² http://scholar.harvard.edu/files/adukia/files/adukia_sanitation_and_education.pdf



Key Commitments for Swachh Vidyalaya

India's strong commitment to providing schools with adequate water, sanitation and hygiene facilities is supported by legislation and is championed by the Honourable Prime Minister and supported by the Right to Education Act (2009) which necessitates ensuring drinking water and sanitation facilities in schools. The national flagship programmes, Sarva Shiksha Abhiyan (SSA) and the Nirmal Gram Puraskar also support this requirement. The Ministry of Drinking Water and Sanitation (MDWS) national sanitation guidelines provide for additional sanitation facilities in schools, including incinerators for menstrual hygiene management through the NGP incentive. Following are the key policy initiatives by Government of India.

Constitution


- Article 21-A "free and compulsory education of all children in the age group of six to fourteen years as a Fundamental Right".

Legislation

- Right of Children to Free and Compulsory Education (RTE) Act, 2009.
- The RTE Act 2009 provides a legally enforceable rights framework with certain time targets that Governments must adhere to. The Schedule to the RTE Act lays down the norms and standards (*including drinking water and sanitation*) for a school building. A school building has to be an all-weather building comprising at least one classroom for every teacher, **barrier free access, separate toilets for boys and girls, safe and adequate drinking water facility for all children.**
- Supreme Court directive to all states to prioritise school toilets and drinking water.

Policies and programmes

- **Sarva Shiksha Abhiyan (SSA)**, is Government of India's flagship programme for achievement of Universalisation of Elementary Education (UEE) in a time bound manner. Water, sanitation and hygiene infrastructure facilities are provided in all new schools.
- The mid day meal Programme is a nutrition programme which reaches almost 10 crore children daily, in 12 lakh schools. Group handwashing with soap before mid day meal is promoted across the country in order to enhance the nutritional outcomes.
- **Rashtriya Madhyamik Shiksha Abhiyan (RMSA)** launched by Ministry of Human Resource Development, March, 2009, to enhance access to secondary education and to improve its quality. Besides it also lays emphasis on secondary schools to conform to prescribed norms of providing access to quality physical infrastructure like good classrooms, quality toilet infrastructure and drinking water provisions, and norms of removing gender, socio-economic and disability barriers.
- **Kasturba Gandhi Balika Vidyalaya (KGBV)** aims at ensuring access and quality education to girls from disadvantaged groups belonging to SC and ST population, by setting up residential schools at upper primary level. Infrastructure support to these centres includes safe drinking water and toilet facilities as per the prevailing SOR rates.





A beautifully designed toilet infrastructure built by Panchayats in Mirzapur district, Uttar Pradesh



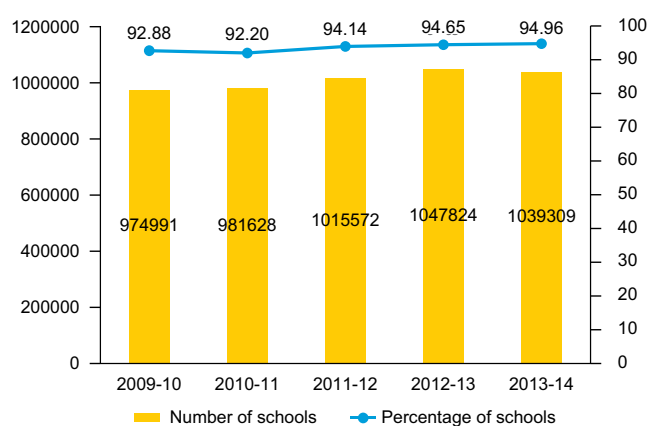
Simple handwashing infrastructure and dedicated time before mid day meal in daily schedule, in Madhya Pradesh, ensures all children wash hands

Status of Water, Sanitation and Hygiene in Schools

The provision of drinking water and toilet facilities in schools has steadily increased over the last few years. However much more needs to be done to meet basic quality and adequacy norms and to improve equitable access. Above all, water and sanitation facilities must be used every day and for this to happen these facilities must be functional – and this includes the provision and maintenance of handwashing with soap facilities.

Status of Drinking Water in Schools

Figure 2.1: Status of Drinking Water in Schools

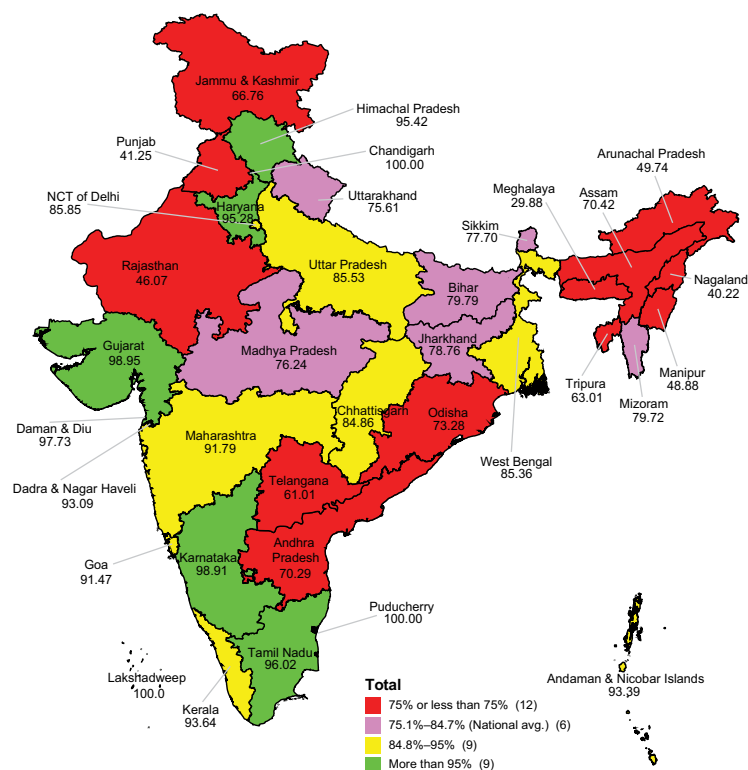


Source: U-DISE, 2013-14, NUEPA, New Delhi

Box 2.1: DISE statistics for drinking water in schools, 2013-2014

- The number of government schools in the country having drinking water facility has increased from nearly 0.9 million (83%) in 2005-06 to 1.03 million (95%).
- 193 million children in schools have access to drinking water facilities, however 5 million (5%) children still do not have access to this facility.

Figure 2.2: State-wise Functionality of Drinking Water Facilities in Schools in India



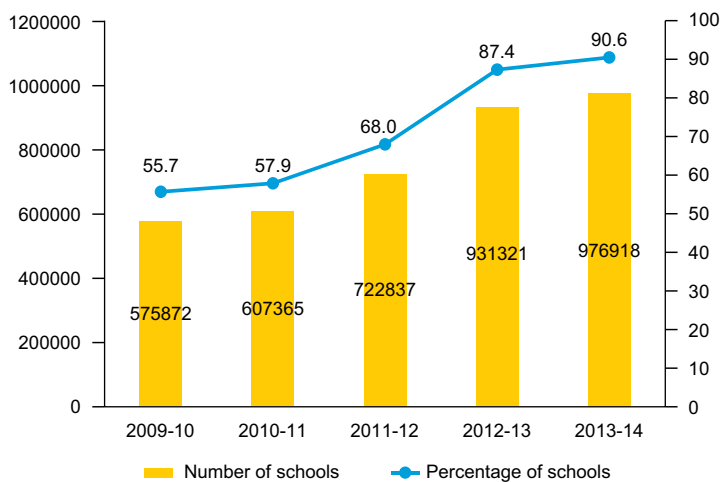
Source: U-DISE, 2013-14, NUEPA, New Delhi

Status of Sanitation in Schools

Girls' Toilet

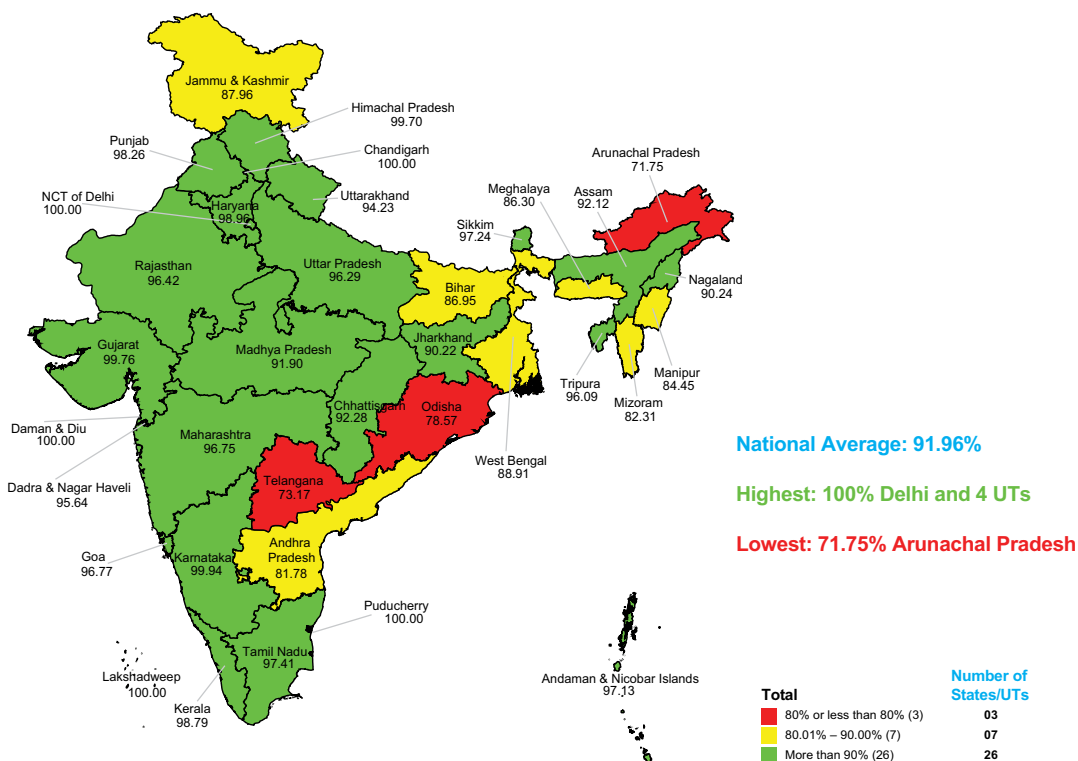
The number of schools having separate toilet facilities for girls has increased from 0.4 million (37%) in 2005-06 to almost 1 million in 2013-14 (91%). However, there are disparities within states in terms of access, coverage and functionality that needs to be noted while planning for the Swachh Vidyalaya campaign.

Figure 2.3: Status of Girls Toilet in Schools



Source: U-DISE, 2013-14, NUEPA, New Delhi

Figure 2.4: State-wise Functionality of Separate Toilets for Girls in Schools in India



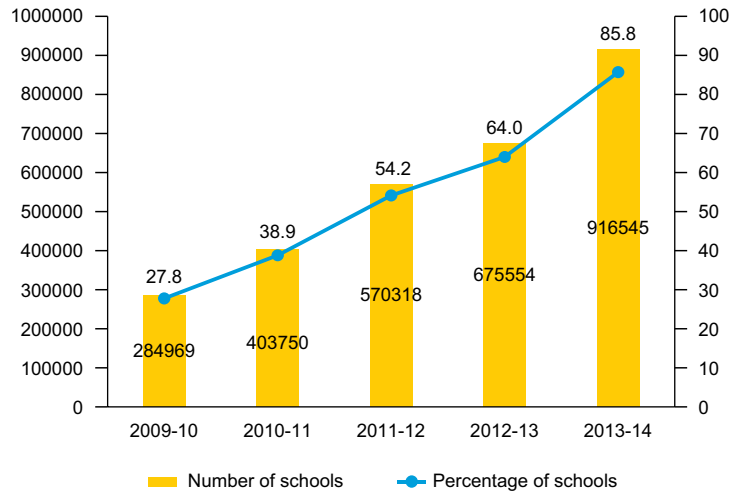
Source: U-DISE, 2013-14, NUEPA, New Delhi



Boys' Toilet

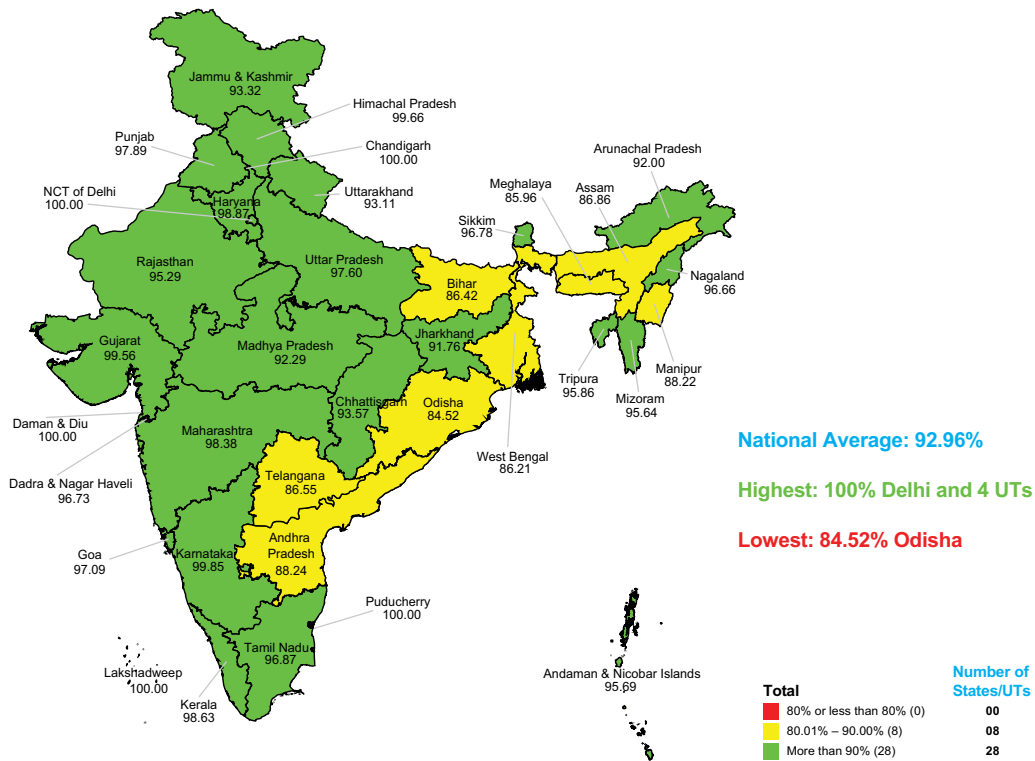
The number of government schools having separate toilet facilities for boys has increased from 0.4 million (31%) in 2005-06 to 0.8 million (85%) in 2013-14.

Figure 2.5: Status of Boys Toilet in Schools



Source: U-DISE, 2013-14, NUEPA, New Delhi

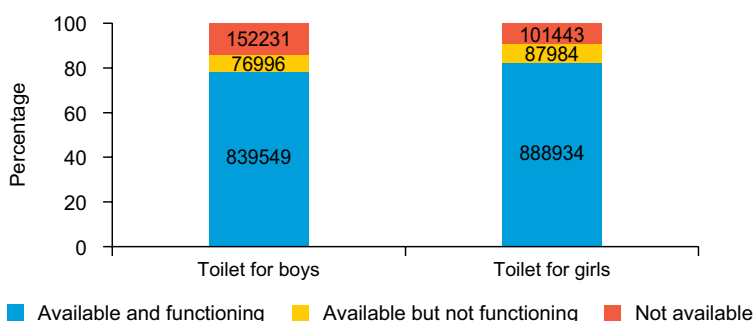
Figure 2.6: State-wise Functionality of Separate Toilets for Boys in Schools in India



Source: U-DISE, 2013-14, NUEPA, New Delhi

The Functionality Gap

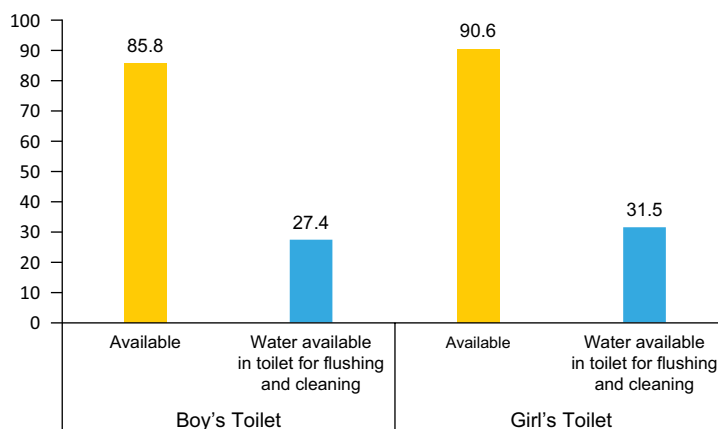
Figure 2.7: State-wise Functionality of Sanitation Facilities in Schools in India



Source: U-DISE, 2013-14, NUEPA, New Delhi

- The coverage of schools with drinking water and toilet facilities has improved. However, poor operation and maintenance of these facilities are undermining sustained coverage, resulting in loss of investments. For example, lack of dedicated funds for operation and maintenance, weak management and poor water availability inside toilets, all contribute to dysfunctional, unusable toilets.
- Poor quality of construction and low compliance with standards and norms reduces the life of infrastructure.

Figure 2.8: Availability of Water for Cleaning and Flushing of Toilets, Still a Major Issue



Source: U-DISE, 2013-14, NUEPA, New Delhi



Lack of water in toilets and poor maintenance lead to dysfunctional toilets and water points and thus loss of any investments



Hygiene and especially handwashing with soap in all schools before the mid day meal remains a challenge. Group handwashing facilities and soap, systematic behaviour change initiatives are required, to sustain changes in practices and behaviours amongst students. Menstrual hygiene management is missing in majority of schools. This includes gender friendly infrastructure, access to sanitary products and their disposal mechanisms and timely and appropriate hygiene education.

Status of Hygiene in Schools

Figure 2.9: Percentage of Schools with a Designated Handwashing Space

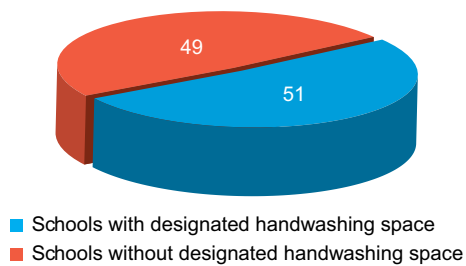
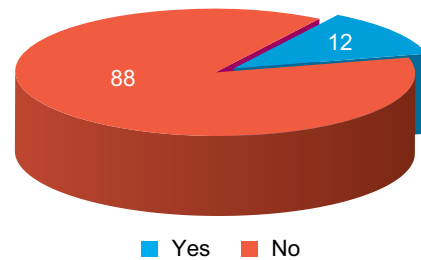


Figure 2.10: Percentage of Schools with Soap for Handwashing



Source: U-DISE, 2013-14, NUEPA, New Delhi

Findings of an assessment conducted in 540 schools in nine states in India on Mid Day Meal (MDM) Programme reveal that:


- Only (51%) of the schools have a designated handwashing space and in 44 per cent of the schools observed, the handwashing space was being used.
- Only close to one in ten (12%) of schools had soap/detergent available at the handwashing space.
- Nearly half (49%) of the students washed their hands using only water. Only two out of five (42%) students use soap/detergent. (Source: Hygiene Practices in Schools during mid day meals, UNICEF-India Study 2009).
- Survey conducted in 392 schools in seven states in India reveal that nearly one third (32%) of the children wash hands with soap before eating. (Source: PAHELI Survey by Pratham under United Joint Programme on Convergence (UNJPC), 2012).





Achieving health and educational outcomes through a combination of clean school, clean hands and a nutritious mid day meal





Children expressing innovative thoughts on school water, sanitation and hygiene, in a painting competition



Swachh Vidyalaya – The Essential Elements

Every school in the country must have a set of essential interventions that relate to both technical and human development aspects of a good Water, Sanitation and Hygiene Programme. Following is a set of these essential elements:

Sanitation

- Separate toilets for boys and girls, with one unit generally having one toilet (WC) plus 3 urinals. The ratio to be maintained is preferably one unit for every 40 students.
- Menstrual hygiene management facilities including soap, adequate and private space for changing, adequate water for cloth washing and disposal facilities for menstrual waste, including an incinerator and dust bins.

Daily handwashing with soap before mid day meal

- Sufficient group handwashing facilities allowing groups of 10-12 students to wash hands at the same time. The handwashing station should be simple, scalable and sustainable, relying on usage of minimum water. These handwashing facilities can be developed using local materials.

Group handwashing with soap sessions are conducted before the mid day meals are served, and are supervised by teachers, who emphasise good handwashing techniques. The handwashing sessions are used as an opportunity for delivering hygiene messages, especially the message that hands should be washed at two critical times: before eating and after using the toilet. The sessions can also be used to deliver messages on sanitation and drinking-water safety. Adequate time allocation (preferably 10-12 mins) before the mid day meal time, to ensure that every child and teacher can wash hands with soap, conveniently.

Drinking water

- Daily provision of child-friendly and sustainable safe drinking water and adequate water for handwashing. In addition water for school cleaning and also food preparation and cooking. Safe handling and storage of drinking water should be practised throughout the school.

Operation and maintenance (O&M)

- All water, sanitation and handwashing facilities need to be clean, functional and well maintained to ensure that the intended results are achieved and capital investments made in installing these systems are not lost. **Annual Maintenance Contracts** can be issued, which will include regular maintenance of facilities, regular supply of cleaning materials, consumables like soap, disinfectants, brooms, brushes, buckets etc. The AMC may include identification of repair tasks and arrangement for repair facilities. Alternatively some local arrangements can be made, which can include appointment of local sweepers/cleaners, appointed by the school/district, who are provided with a regular supply of consumables.
- Regular/daily inspection of water and sanitation facilities by an appropriate group of persons as appointed by the SMC.

Behaviour change activities

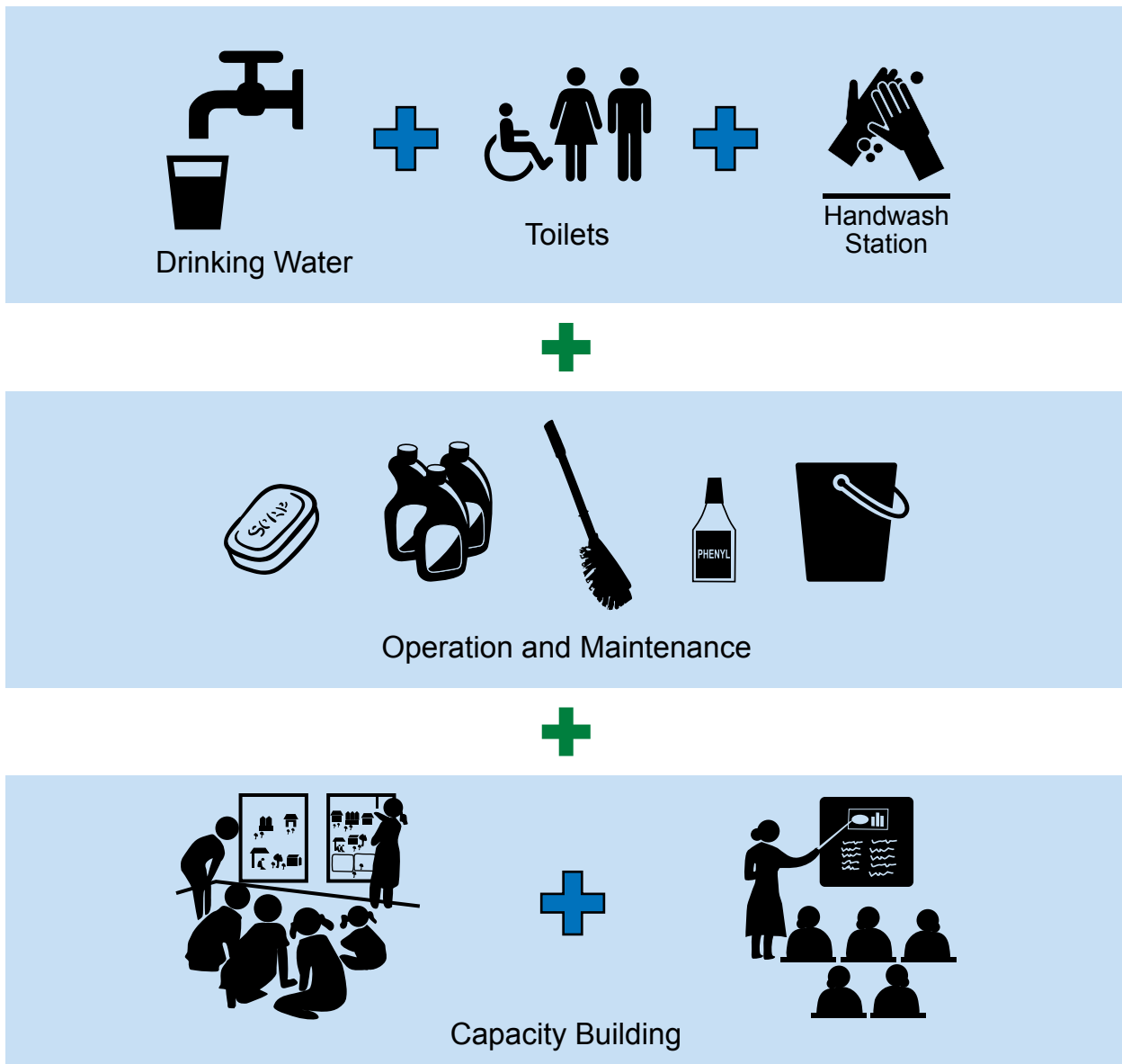
- Water, sanitation and hygiene behaviour change communication activities should be part of the daily routine of all children. Hygiene messages may be integrated into the textbook curriculum or may be imparted through supplementary reading materials, activity based learning methodologies or even during the morning assembly sessions.

- Girls must be taught menstrual hygiene management by female teachers in a sensitive and supportive manner and also take steps to encourage and support girls during menstruation so they do not miss school. This involves menstrual hygiene education sessions at school, along with steps to ensure that girls have a private place to wash and change their clothes. Existing facilities will be used in some cases; in other situations, a new facility will need to be constructed. Other steps that can be taken to support girls include stockpiling extra sanitary pads and clothes (such as school uniforms) for emergencies, along with enhanced training programmes for teachers.

Enhanced capacities

- It is essential that capacities are improved at various levels within the sector, to develop the right mix of skills, knowledge and experience to facilitate, finance, manage and monitor water, sanitation and hygiene programmes in schools effectively. For example teachers and SMCs need to understand ways of ensuring equitable use and maintenance of facilities, making sure hygiene is adequately promoted and that monitoring of these elements take place regularly at the school level. Furthermore, new learnings need to be infused in the sector, along with newer ways of programming and implementing a water, sanitation and hygiene programme in schools.

A Minimum Swachh Vidyalaya Package





Operation and Maintenance: Daily, Weekly, Fortnightly, Monthly, Seasonal and Yearly Maintenance

School Maintenance Schedule

Some members of the SMC as well as school teachers will have to take responsibility for maintaining the school Operation and Maintenance (O&M) schedule. A schedule of periodic visits will have to be planned for the District/ BRC/CRC staff to check if the maintenance schedule is being followed in right earnest. For this purpose, will designate a supervisor (at the suitable level) to visit centres and make adequate observations for appropriate follow-up actions. A general checklist of maintenance schedule is as follows:

Daily maintenance

- General cleaning of indoor floors of the entire school complex including toilet and kitchen.
- Cleaning of any water-logging in the entire school premises.
- Dusting of general storage, desks and benches and toy/book storage for children.

Weekly maintenance


- Check for all leaky taps, valves, flushing cisterns etc.
- Check for any blockage in the drains, sewage pipes and waste water pipes
- Check for loose locks and shutters of all the doors, windows and almirah etc.
- Loosening of fine sand with a shovel wherever required

Fortnightly maintenance

- Cleaning of dust from all appliances and walls etc.
- Remove dumped rubble/debris/building waste from the premises.
- Observe any water logging in open areas.
- Check for clogged drains on the ground, courtyard, and water outlets from courtyards.
- Remove stains and marks on the enamel painted portions of the walls (especially corners and edges) door, window, almirah shutters with damp cloth/mild detergent dampened cloth.

Monthly maintenance

- Check for any damp marks on the walls, ceilings, and floor.
- Check for any termites in the building.
- Check for proper hardware operation of all doors, windows and almirahs.
- Check for any cracks on walls and roofs.
- Check if main water storage tank cover and outlets are leaking and the stored water is clean.
- Check if all the manhole covers/inspection chamber covers are properly in place and not damaged.
- Check if the First Aid kit is up-to-date and the medicines are within their expiry date. Replenish as per need.



Seasonal/quarterly maintenance (before monsoon)

- Check the water tank thoroughly for leakage etc. Seal it with water proof cement or sealant and clean it at regular intervals.
- In case of an underground tank, check if the cover and the brim of the tank is intact and sufficiently raised from the surrounding ground level.
- Thorough cleaning of the roof, water outlets, checking for cracks, broken gola, coping, chhajja etc. Checking and repairing of leaky roofs
- Levelling and cleaning of open school ground.
- Thorough checking of electrical lines and earthing (if applicable).
- Clean all dust from the fans, tube lights and bulbs.
- Clean coolers (if any), water tank, change pads, check all electrical systems and earthing.
- Thorough cleaning of water storage tanks as described above.
- Check the functioning of hinges, bolts and other hardware of all doors and windows.

Annual maintenance

- General repair and maintenance work during the vacation.
- Structural repair and plaster work.
- Associated painting work.
- Thorough cleaning of sewage and waste water lines.
- Thorough cleaning of inspection and junction chambers. Repair of leaks, if any.
- Thorough cleaning of septic tanks and leach pits, if being used on any site.
- Major repair of any electrical lines and earthing.
- Repair of blackboards.

Maintenance works for school infrastructure under SSA are to be undertaken through SMC/community of parents, children, teachers and others. SMC may thoroughly inspect the school infrastructure, assess the quantum of repair for each and every components such as school building, toilets drinking water facilities, storage tank, hand pump, ramps railing, child friendly elements etc., and with the help of local masonry carpenter and other skilled worker, assess the tentative cost after verifying the value in the local market.

The SMC may also assess the resources available from SSA, through convergence such as from education department through MP and MLA funds and any other scheme such as MNREGA and pool all such financial resource. As ownership lies with the community the annual maintenance is carried out effectively to sustain the school infrastructure as long as possible. Shortage of funds, if any, should be contributed through community contribution. It may be understood that the member of school infrastructure is ultimately to be sustained by SMC/ local community.





Snippets from Textbooks

NCERT Textbook for Class III

Chapter	Page No.	Content related to cleanliness and related issues
5	34	<ul style="list-style-type: none"> ▪ How do you keep your house clean? ▪ Who all help to keep your house clean? ▪ Where do you throw the garbage of your house? ▪ Is the area around your house clean?

NCERT Textbook for Class IV

Chapter	Page No.	Content related to cleanliness and related issues
18	146	<ul style="list-style-type: none"> ▪ These days we are not getting water that is fit for drinking.
	147	<ul style="list-style-type: none"> ▪ How can unclean water harm our body?
	150	<ul style="list-style-type: none"> ▪ Put some fresh water to boil, for drinking. Also take home some boiled water for your family.
	152	<ul style="list-style-type: none"> ▪ Are all the matkas filled with water and are they covered? ▪ Are the matkas and their water containers cleaned regularly?
	153	<ul style="list-style-type: none"> ▪ Is there a long-handled ladle to take water from the matka or container? How many ladles are there per container? ▪ Is the place around the drinking water-taps or matkas cleaned regularly?
	154	<ul style="list-style-type: none"> ▪ Is there water for washing hands near the toilet? ▪ Do you wash your hands after using the toilet?
	155	<ul style="list-style-type: none"> ▪ What can be done to keep toilets clean?

NCERT Science Textbooks

Class	Name of the Book	Chapter	Content
VI	Science Textbook	16 - Garbage in, Garbage out	Ways of dealing with garbage and minimising the generation of garbage.
VII	Science Textbook	18 - Wastewater story	Role of people in keeping the environment clean and healthy.
VIII	Science Textbook	2 - Microorganisms: Friendly and Foe	Need to keep surroundings clean and dry to prevent mosquitoes from breeding.
IX	Science Textbook	13 - Why do we fall ill?	Why public hygiene measures are important to prevent infectious diseases?
XII	Biology Textbook	8 - Human Health and Disease	Personal cleanliness and hygiene, public health measures like proper disposal of waste, decontamination of drinking water, control of mosquitoes are important to prevent diseases.

NCERT Health and Physical Education

Classes	Chapter
I-X	Eating habits – hygiene and cleanliness of body, use of toilets, cleanliness after meals, cleanliness of skin, mouth, ears, teeth and eyes, proper use of toilet, cleanliness and environment etc.

Behaviour Change for Water, Sanitation and Hygiene: Ensuring Sustainability of Interventions

Effective behaviour change is vital to the success and sustainability of all water, sanitation and hygiene interventions. Specific to the school setting, behaviour change must include improvements in handwashing practices, better maintenance and use of toilet facilities and the use of safe drinking water, and improved menstrual hygiene amongst adolescent girls.

Behaviour change is often reflected under the term 'hygiene promotion', and the focus of many hygiene promotion strategies is improving knowledge on issues related to sanitation and hygiene practices. The rapid educational and cognitive development of school-aged children can require multiple behaviour change approaches within a single school. Also, the fact that children are an essential link between the school and home environments, presents unique opportunities for school-based behaviour change programmes. Children have the potential to bring health education messages and practices to the home environment, expanding the potential impact of school-based interventions to parents, communities and non-school-going children. Schools are a natural learning environment, making schoolchildren potentially more receptive to behaviour change and behaviour change education. It is theorised that many personal hygiene practices are largely learned and acquired during childhood, suggesting that changes among schoolchildren can lead to a lifetime of improved practices.

Another important factor is implementing hygiene education that promotes life skills.


Main Components of School-based Behaviour Change

Changing hygiene behaviour is not easy, and often, too much emphasis is given to promoting knowledge, without that knowledge being translated into appropriate skills and attitudes towards hygiene. Life skills-based hygiene education focuses on all three aspects: knowledge, skills and attitudes. Child-to-child approaches are often a fundamental component of behaviour change strategies in schools. Child-to-child strategies involves leveraging peer pressure and norms to encourage behaviour change. Unlike the traditional behaviour change approach that relied on providing knowledge and building information, life skills-based hygiene education helps children develop and practice proper hygiene. Life skills-based learning is accomplished through interactive sessions that promote sharing between students and encourage group behaviours.

Daily supervised handwashing with soap before mid day meals session is a concrete example of a life skill based behaviour change approach, where all students as a group wash their hands with soap at least once a day, before meals. This group activity in school is designed to reinforce the habit of good hygiene behaviour, and uses the positive power of social norms and peer encouragement to strengthen healthy actions. Behaviour change around toilet use is also centred on group activities on a daily basis, where the focus is on keeping existing toilets clean through a daily routine of maintenance.

A curriculum for behaviour change is also a considered option and has proven to be very useful. Many states in India have incorporated behaviour change components of water, sanitation and hygiene, into school textbooks and as supplementary reading materials. These are regularly taught in schools as a part of the academic sessions, and during special classes of the week. In addition, one of the most effective channels of disseminating hygiene messages is during morning assembly. Prayer time is often used by schools to check cleanliness amongst students, spread the message of hygiene through songs and skits etc.

Contd...



Children as Change Agents

Schools are an established entry point for learning. They present an opportunity to engage parents and community in general, either through knowledge dissemination via children or through direct engagement and demonstration at the school. Children are fast learners and adapt their behaviours more easily than adults. Children are also effective role models. They may question existing practices in their households and choose to demonstrate good hygiene. What they learn at school is likely to be passed on to their peers and siblings, and to their own children if they become parents.

Curricula also should not be limited to just formal course instruction. Student groups, such as school health clubs, are often in need of fun and exciting activities for spreading health and hygiene messages to other students and the broader community. Child cabinets or 'Bal Sansads' are often established, where members play leadership roles in ensuring cleanliness and hygiene in schools. Assisted by the entire student body, the Bal Sansad generally takes on the responsibility to maintain the school facilities as well as track and sustain healthy behaviours and sanitation practices. This includes ensuring cleanliness of the school environment, checking on students' personal hygiene practices, following up on absentees, and supervising the lending of books and other materials from the school library that reinforce healthy behaviour and habits. The Bal Sansad consists of several Ministers including *Pradhan Mantri*, *Swasthya evam Swachhata Mantri*, *Jal evam Krishi Mantri*, *Pustakalay evam Vigyan Mantri*, *Sanskritik evam Krida Mantri*, etc

Formation of Child Cabinets has been institutionalised in many states like Rajasthan, Madhya Pradesh, Karnataka, Andhra Pradesh, Uttar Pradesh, Jharkhand and Odisha, by issuance of necessary circulars.



Children taking leadership roles in schools made possible through child cabinets in schools



A beautifully designed toilet infrastructure built and maintained by Panchayat in Uttar Pradesh





Design Principles

All water, sanitation and hygiene facilities must be user-friendly. Every child – including those facing disability must be able to access and use facilities. This means paying adequate attention to the quality, uniformity of technical designs and essential components. These details pertain to toilet spaces, handwashing areas, **special gender, disabled and child friendly designs, low maintenance and ensure finish and quality**. The following design principles are suggested. Some examples of technical designs and cost estimates, based on these principles are annexed.

Essential components for girls and boys (separate) toilets

- Squatting area, with adequate availability of water for washing within toilet block.
- Orientation and opening for natural light and ventilation.
- Door with child-friendly latch.
- Floor with adequate slope and maintainable durable finish.
- Lightweight roof cover.
- At least one toilet for Children with Special Needs (CWSN) with necessary provisions.
- At least one incinerator in girl's toilet block and niche to keep sanitary napkins.
- Hooks within WC area for hanging clothes.
- Graphics and visuals depicting key hygiene messages.
- Use of water conserving techniques.

Essential components for girl's and boy's urinals

- Partition between urinals.
- Opening for natural light and ventilation.
- Screen door in at least one urinal up to 1500 mm height.
- Floor made of ceramic tiles for easy maintenance with adequate slope and easy to maintain durable finish.
- Lightweight roof cover.
- Use of water conserving techniques.

Hand wash facility for toilets and urinals with

- Separate hand wash facilities for boys and girls within respective toilet blocks.
- Water points at child-accessible height.
- Place to keep soap at child-accessible height.
- Use of water conserving techniques.

Handwashing stations for mid day meal/kitchen area with the following:

- This will be an additional facility to wash hands before and after the mid day meal
- Outside or away from toilet blocks (depending on space) because it is unlikely that children would go inside the toilets to wash hands before eating.

- Simple, scalable, multiple points at child-accessible height(s).
- Place to keep multiple soaps at child accessible height.
- Connection of waste water kitchen garden/herbal garden.

Drinking water

- It is assumed that the school authorities will ensure that drinking water is potable and if the water is being drawn from an underground source, necessary filtration/purification to be organised with support from district level for potability of water.
- Drinking water is at a safe distance of at least 10 meters from the leach/soak pits attached to school toilets or nearby toilets or from the community sewage water drain.

Wherever there are existing facilities, these must be reviewed from the perspective of child and user friendliness and subsequently repaired/augmented, rather than creating new one. Only where the cost of developing facility by means of repair and augmentation will be more than 75 per cent cost of new one, that a new facility may be created.





Average Cost of Intervention in One District (Approx. 2000 Schools per District)

Components	Details	Desired Norms	Per School	Cost/District @2000 Schools per District
Component 1	a) Gender segregated toilets with handwashing point attached b) Girls toilets to include incinerators	1 unit each for every 40 boys and girls	260,000	520,000,000
	Water supply in each toilet blocks and urinal, for flushing	At least one tap	80,000	160,000,000
Component 2	Group handwashing facilities with soaps	1 outlet for at least 10 students	15,000	30,000,000
Component 3	Drinking water	At least 1 source inside the school premises	40,000	80,000,000
Component 4	Operation and maintenance, consumables and repair of facilities per year	Regular supply	60,000	120,000,000
Component 5	Behaviour change initiatives in schools	Regular	10,000	20,000,000





Swachh Vidyalaya in Action

Advocates are found across sectors in many different roles. Corporates agencies, private sector companies, individuals and groups, state and national government and donors, civil societies and organisations, are all vital to improving, expanding and sustaining water and sanitation programmes in schools. An outline of actions includes:

At the National Level

Corporates, private sector and foundations can

- Provide funding for installation of safe drinking water sources, toilet and handwashing facilities and support hygiene improvements in schools.
- Provide finances for operation and maintenance of facilities, through Annual Maintenance Contracts.
- Support behaviour change communication campaigns and improvement of capacities through district/state level consultations and workshops.
- Partner with State Government, multinational agencies and UN bodies, leading NGOs and non-profit organisations having sufficiently long experience in working in the Education and Water, Sanitation and Hygiene Sector and Section 25 companies, local authorities and Panchayats, School Management Committees, to support schools that are in need of safe water, sanitation facilities and hygiene education.
- Provide the funding or materials necessary for health interventions, such as deworming treatments, as part of a holistic school based programme.

Non-governmental organisations can

- Make safe water, sanitation, hygiene and behaviour change in schools, a priority on your agenda, including internal and external advocacy across sectors.
- Work in coordination with multiple stakeholders to ensure that your programmes are at scale and sustainable.
- Encourage children of all ages to participate in cleanliness activities and become agents of change for healthier habits in their homes and communities, as well as their schools.

Religious leaders can

- Promote sustainable water, sanitation and hygiene programmes for faith-based, private and government schools in your community.
- Encourage participation of students, teachers and community members in all aspects of a clean school campaign, including planning, construction, operation and maintenance, behaviour change, monitoring and evaluation.
- Educate congregations on the health, education and economic benefits of improved water, sanitation and hygiene in schools.

Journalists and the media can

- Increase coverage in print, television, radio and social media such as blogging, Facebook and Twitter.
- Reach broad audiences by using statistics and covering stories and good practices from programmes in a compelling way.

At the School Level

Headmaster and teachers support can

- Integrate hygiene messages in daily school curriculum like morning assembly and prayers, during subject classes like mathematics, science, social sciences.
- Educate students about proper toilet use and handwashing, including washing hands before meals and after toilet use.
- Facilitate and supervise daily handwashing before mid day meal activities, supervise operation and maintenance of toilet, drinking water sources and handwashing facilities.
- Inform students about the changes they will go through during adolescence, and provide space for girls and boys to talk about menstruation and learn about menstrual hygiene.
- Encourage students to consistently use, operate and maintain school water, sanitation and hygiene facilities.
- Support children in taking an active role in keeping up hygiene practices, both in school and at home.
- Ensure that soap and water are always available at handwashing stands.
- Include supervision of water, sanitation and hygiene activities in teachers' responsibilities and performance evaluations.
- Get involved in planning, oversight and ongoing management of water, sanitation and hygiene programme in consultation with students and parents; and participation in monitoring and corrective actions.
- Organising annual health check-ups of students and supervision of deworming medicines.
- Become role models for students by adopting critical hygiene behaviours like handwashing with soap before meals.

Mid day meal cooks and helpers

- Handwashing with soap before touching, preparing or serving food.
- Ensuring high standards of hygiene in the kitchen.
- Facilitate group handwashing by children in schools on a daily basis.
- Ensure that the handwashing facilities are functioning and used daily.



Children engaging in hygiene promotion campaigns in a school in Kamrup district, Assam



Parents, SMCs and community members can

- Participate and contribute to the school based programmes by assisting with planning and oversight for the Swachh Vidyalaya programme.
- Participate in and contribute to the installation, operation and maintenance of water, sanitation and hygiene facilities in schools.
- Encourage children's regular school attendance, especially for girls, throughout your community.
- Supporting hygiene promotion activities and events in the school and community.
- Contribute to recurrent costs of water, sanitation and hygiene related supplies such as soap and toilet paper.
- Construct water, sanitation and hygiene facilities at home and encourage children to use them properly.
- Promote healthy hygiene practices at home and in the community.
- Participation in monitoring and corrective actions.

Child cabinets and students can

- Participate in hygiene and sanitation activities such as child cabinets, school health clubs and encourage other students to join you.
- Helping all children to adopt appropriate hygiene behaviours, especially handwashing with soap and appropriate use of facilities by setting the example
- Monitoring cleanliness of water, sanitation and hygiene facilities and the availability of consumables
- Promote healthy hygiene at home and in the community by sharing the lessons you learned at school with your siblings and friends.

School administrators support water, sanitation and hygiene in schools can

- Work with parents and government officials to generate funds for keeping water, sanitation and hygiene in schools facilities functioning and clean at all times.
- Work with teachers continuously to promote water, sanitation and hygiene in schools.



High quality school toilet blocks constructed and maintained by Panchayats in Uttar Pradesh

Box 5.1: Some key principles for corporate engagement

This is an excellent opportunity to plug the existing gaps in the water, sanitation and hygiene status in schools in India. However, at this point, it is important to consider some broad key principles that should govern any future work in this area:

- Wherever there are existing facilities, these must be reviewed from the perspective of child and user friendliness and subsequently repaired/augmented, rather than creating new ones. Only where the cost of developing facility by means of repair and augmentation will be more than 75 per cent cost of new one, that a new facility may be created.
- Care should be taken to ensure that this must not become an infrastructure mission, but allocate substantial focus and resources on the human motivation and behavioural change aspect and operation and maintenance. The long term success of the mission will largely depend upon the sustenance of interventions through adequate operation and maintenance of facilities and human development aspects.
- Infrastructure created should be in sync with what is already available and should not create any disparities within the school setting or else the purpose will be defeated.
- Besides water, sanitation and hygiene, school cleanliness, garbage management and water management is integral to this mission. This must have sufficient focus.

Models for Engagement with Corporates, Companies and Individuals

Private or public sector companies, individuals, Foundations and others would be welcome to take up water, sanitation and hygiene programme in schools, to translate the vision of Swachh Bharat: Swachh Vidyalaya. There can be different models of engaging in the Mission, in line with the above. Two suggested models are below:

Model 1: Contributing fund at central/state level

- Based on the data on gaps available at the central level, a corporate entity may like to contribute directly in the central fund the Swachh Bharat Kosh for use towards the fulfillment of the Mission goals and address the gap areas. The Corporate may like to specify the intent where this money may be used, but government may, at its discretion, use it towards fulfilling any aspect that it may seem fit.

The Swachh Bharat Kosh will be used for larger Swachh Bharat Abhiyan in addition to building school toilets.

Model 2: Direct engagements by companies and corporates in schools

Based on the data on gaps available at the central/state level, a corporate entity may like to invest in water, sanitation and hygiene programme in the following manner:

- Individuals/corporates/institutions who are interested in building toilet blocks will be allocated the schools of their choice.
- They will use this Handbook on Swachh Bharat: Swachh Vidyalaya, as a reference materials that will guide their investments, and overall plan for the interventions in schools.
- The Ministry of Human Resource Development will advise the concerned State/UT Governments to facilitate construction of toilets in schools allocated to individuals/corporates/institutions.
- The design and the specifications of the toilets will be provided by MHRD/State Governments.

Contd...



- The cost of construction would depend on the state SORs.
- A centralised online data base on construction of toilets in schools will be maintained by the Department of School Education and Literacy, MHRD, GOI.
- Those who are not interested in building the toilets themselves and who want to contribute to this cause can send their contribution to the Swachh Bharat Kosh.
- The geographical focus will be finally determined in consultation with the Government of India (MHRD and MDWS). The selection of specific districts should be based prioritised by need; for example high childhood morbidity; low functionality and coverage of schools with water and sanitation facilities, ST/ SC communities, low sanitation coverage/high open defecation rates and poor school attendance rates, and of course the presence of champions and partner agencies. This decision is best taken in consultation with the state government.
- Thus, the district will be the unit of intervention through adoption of a saturation mode whereby all schools reach minimum standards, i.e., the minimum interventions as mentioned here, have been implemented, with success being determined by the presence of sustained functional facilities and behaviours practiced over time.



Children washing hands in groups before mid day meal in Maharashtra



Children expressing innovative thoughts on school water, sanitation and hygiene, in a painting competition



Good Practices in the Field

Swachh Vidyalaya is doable. Many states are already demonstrating good practice, for example addressing policy initiatives to tackle the issue of poor operation and maintenance of school water, sanitation and hygiene facilities. These include separate financial provisions, to developing systems and mechanisms at the local level.

Operation and Maintenance in Action

Addressing Operation and Maintenance in Rajasthan

Government of Rajasthan has made special financial provision for O&M of water, sanitation and hygiene facilities in schools, of INR 5000 per year @ Rs. 500 per month (for a 10 months in school). A Government Order (F.5(4)(118)/RCEEE/SWSHE/S/GRANT-2014/3747, dated 21.4.2104) was issued, which made all schools to be entitled for these funds. Permissible expenditure include water, sanitation and hygiene consumables like soap for handwashing, cleaning agents and engaging the cleaners etc. The indicators have also been set for monitoring the proper utilisation of these resources:

- All children wash hands with soap before mid day meal and after use of toilets.
- All toilets/urinals and water points are usable and functional.
- Overall school is clean and solid waste is disposed properly.
- Utilisation of water, sanitation and hygiene funds is maintained through proper accounting systems.

Securing Finances for O&M and Handwashing Units in Madhya Pradesh

In Madhya Pradesh, funds for maintenance of water and sanitation facilities are leveraged from the Department of Rural Development, GoMP. The Department has allocated a minimum Rs. 25,000 per year per Panchayat, under the Panch Parmeshwar grants, for regular cleaning and maintenance of toilets, water and handwashing facilities. In addition, in 2013, 3111 cleaning personnel were appointed by panchayats across the state for cleaning of school toilets. In a major move, the State Government has also made provision for the installation of simple, scalable group handwashing units in all rural government schools form the Panch Parmeshwar scheme.

Addressing Operation and Maintenance in Gujarat

State Government of Gujarat has made special provision of Rs. 2800 for schools having upto standard 7 and Rs. 4500 per year, for upper primary schools, towards operation and maintenance of school water and sanitation facilities.

Taking Behaviour Change and Handwashing before Mid Day Meal to Scale

In Assam, from 2008 through 2011, mass handwashing was practiced on the Global Handwashing Day on the 15th October. In 2011, it was formally mainstreamed and handwashing messages found their place on the cover of the textbooks developed by the SCERT. In the year 2012, a milestone was achieved on the 7th September, when the Commissioner and Secretary to the Government of Assam for Elementary Education issued a directive to all the schools instructing to organise dedicated time for handwashing with soap, and use the untied funds under the Mid Day Meal Scheme for provision of soap to ensure that handwashing with

soap before eating and after defecation becomes a routine practice in all schools of Assam. The directive has also said that if handwashing facilities are unavailable or inadequately available, buckets and mugs should be used to supplement the available facilities. In 2013, SSA, UNICEF and CEE carried out an experimental project, *Daily Handwashing for an Ailment-free Life* (DHaAL), covering 100 schools, in which a proper monitoring and maintenance system of group handwashing facilities have been developed. DHaAL has successfully involved the Teachers, Students, School Management Committees and Mothers' Groups in the operation and maintenance of the handwashing facilities. In 2014-15, three educational Blocks in Assam are getting saturated with group handwashing facilities through the project and Axom SSA Mission is scaling it up to cover another 10,000 schools in 2014-15.

Inter-sectoral Convergence for School Water, Sanitation and Hygiene in Uttar Pradesh

Department of Education, GoUP has made special provision for annual repair and maintenance of school facilities, ranging from 5,000 to 10,000 depending upon the size of school. Routed through SMCs, this grant has the flexibility to be used for repair and maintenance of toilets and hand pumps in all rural and urban primary and upper primary schools including KGBVs. In addition, schools can use the Annual School Development grant for purchase of cleaning agents, soaps etc. for daily maintenance of school water and sanitation facilities.

The Panchayati Raj Department too has made provision for school toilet maintenance under the Twelfth and Thirteenth finance commission grant (Gram Nidhi) through the funds released to panchayats. Many of the Panchayat in UP had been using them for repair, mid day meal shed construction, water supply, multiple handwashing facilities and beautification of the schools.

Use of School Maintenance Grants for School Toilet Maintenance in Andhra Pradesh

In the year 2012, GoAP has made a special provision of Rs. 500 (out of the School Maintenance Grant), per month, for exclusive use towards operation and maintenance of school toilet facilities. This includes provision for consumables and hiring of cleaners.

Handwashing with Soap in Action

Institutionalising Handwashing with Soap before Mid Day Meal

At the national level, Ministry of Human Resource Development is promoting handwashing with soap before mid day meals, in all schools. In the DO letter No 13-2/2012-EE.5 dated February 6, 2013, and DO No. 13-2/2012-EE.5 (MDM 1-2), the Ministry has requested all State Governments to institutionalise handwashing with soap before mid day meals in all schools and allocate adequate time before meals to ensure that every child can wash hands. It has also requested states to ensure that group handwashing platforms are connected with the MDM Kitchen Sheds.

Handwashing Included in Joint Review Mission in Assam

A Joint Review Mission (JRM) on mid day meals (MDM) commissioned by MHRD, Government of India identified mass handwashing with soap before mid day meal as one of the best practices being carried out in select schools of Assam and has recommended scaling up of the pilot in all schools of Assam. The JRM noted that it takes just about 10-12 minutes for all children in school to wash hands with soap and water in group as a fun activity. This intervention contributes in preventing children from getting infected with germs. The group handwashing with soap before MDM pilot jointly carried out by SSA in partnership with UNICEF has been visited by various national and international delegates. This initiative has also been appreciated by Hon. Chief Minister of Assam in a meeting to review the progress in implementation of various schemes under SSA.



Promoting New and Flexible Designs of MDM Kitchen Shed cum Stores

In a letter dated, May 12, 2013, MHRD issued new guidelines for construction of MDM Kitchen Sheds. The guidelines stated the following:

- The improved Kitchen Sheds cum stores should include adequate storage, preparatory and cooking areas, space for group handwashing facilities, safe drinking water and utensil wash area. The existing cost norm of Rs. 60,000 was revised to ensure that new Kitchen Sheds would no longer follow this norm, but will be based on plinth area and State Schedule of Rates.
- All Kitchen Sheds approved before 1.12.2009, would however follow the Rs. 60,000 ceiling. It is imperative that every school in the country has adequate facilities to ensure the practice of handwashing with soap before the mid day meals. Therefore multi-point handwashing platform outside the kitchen with a covered roof projection outside, should become an integral part of the old and new kitchen sheds.
- Soap for handwashing by children can be purchased as part of the mid day meals purchase grants.
- The schools must allocate designated time for handwashing with soap before Mid Day meals. Caretakers and school teacher/headmaster to supervise and ensure that handwashing is practiced by children on a daily basis.
- Where the kitchen cum store is already developed but does not have any integrated water, sanitation and hygiene or other components, the States may consider converging resources available under MGNREGA, MPLADS, Ministry of Water Supply and Sanitation funds to augment existing provisioning.

Children in Action

Schools Lead Behaviour Change Campaign in West Bengal

In West Bengal, the Paschim Banga Sarva Siksha Mission (PBSSM) organises an annual week long hygiene promotion campaign, the **Nirmal Vidyalaya Saptaha to coincide with the State's School Hygiene Day on World Health Day, April 7th**. Each year 85,660 elementary schools participate with the involvement of students, teachers, head masters, SMC members, Panchayats, government officials and elected representatives. Group handwashing with soap before mid day meals is an important activity organised in all schools as a part of this campaign which is then practised throughout the year.

A school level '**Sit & Draw**' Competition to promote water, sanitation and hygiene in the school context is one of the most impressive highlights of Nirmal Vidyalaya Abhiyan with 4-6 million children taking part. Cash prizes are awarded at a State Award Ceremony organised every year on the National Education Day. A selection of pictures are then used for the state calendar further inspiring children and schools to see their names in print.



Three Star Approach in West Bengal

West Bengal has innovated and institutionalised a Three Star Approach in the State, to incentivise good practice, under the Nirmal Vidyalaya Abhiyan. The focus is on achieving clean and protective school environment for children, with increased ownership of children, parents and community. The Three Star Approach is a concept that **encourages schools to adopt simple and inexpensive steps** that they can take on their own, to be categorised as Star 1 and can make incremental improvements over a period of time to achieve national standards. **Group activities by school children and ensuring minimum norms, drive this incremental approach.** Once minimum standards are achieved, schools can move from One Star to Three Stars.

This is an advancement of the **Nirmal Vidyalaya Puraskar**, which was instituted in 2012, a process which helped standardise a protocol for child-friendly school and system in the state. This school award has spurred a healthy competition amongst schools helped in create a simple, scalable and sustainable model for water, sanitation and hygiene status in schools. To catalyse competition amongst the schools of the state and to ultimately facilitate recognition of the best schools in this respect through a transparent, decentralised selection process.



Level of Awards

Award type	School type	Level of selection		
		Circle	District	State
Nirmal Vidyalaya Puraskar	Primary School including SSKs and Madrasahs recognised by Madrasah Board having all criteria of a Right Based School	One		
	Upper Primary and High Schools including MSKs and Madrasahs recognised by Madrasah Board having all criteria of a Right Based School	One		
Sishumitra Vidyalaya Puraskar	Primary School including SSKs and Madrasahs recognised by Madrasah Board having all criteria of a Right Based School		Two	
	Upper Primary and High Schools including MSKs and Madrasahs having all criteria of a Right Based School		One	
Jamini Roy Puraskar	Primary School including SSKs and Madrasahs recognised by Madrasah Board awarded with Sishumitra Vidyalaya Puraskar			Three
	Upper Primary and High Schools including MSKs and Madrasahs recognised by Madrasah Board awarded with Sishumitra Vidyalaya Puraskar			Three



Child Cabinet Ensures 'Total Sanitation' in School in Gujarat

Nirmala, a student of Class VI and the Sanitation and Hygiene Minister of her school, Mari Shala (meaning my school), describes a regular day at school. "First thing in the morning, I check whether the toilets are clean. Apart from regular schoolwork, it is my duty to keep a tab on the provision of drinking water and personal hygiene of the other students. I see to it that they wash their hands with soap before the mid day meal and that the towel used for patting their hands dry is replaced daily."

At the beginning of each academic year, the Child Cabinet comprising seven "Student Ministers" gets elected by the students. This council is supported by student "volunteer leaders" who identify and form student committees which are allocated different portfolios relating to water, sanitation, hygiene, education and sports. Membership to these committees is on a rotational basis every 10 days, so that all students get an opportunity to be part of this effort.

"The Child Cabinet was started in our school in 2001", recalls Ms. Bindu Zala, teacher at Mari Shala and mentor of this initiative. "When I and another teacher were deputed to this school, we were disappointed by the lack of hygiene awareness and discipline among the students, a majority of whom are from economically poor families residing in Rajpur and its neighbouring villages. We started with basic hygiene education as part of the students' daily routine – we would check their nails, their clothes and ensure that they washed their hands with soap before eating food." The Chief Minister of the Child Cabinet, Amit, a student of Class VII, shares, "I am the first one to come to school every day as I keep one set of the keys. I do a routine check around the school to see if everything is in order. I check the toilets, the grounds and the water supply. Sometimes, if anything needs to get fixed such as pipes or wires, I point it out to the teachers."

The Child Cabinet conducts 'Bal Adalats' (Children's Parliament) every Wednesday during which the work of the various committees gets reviewed, minuted and memos handed out to non-performers. Apart from this, the Ministers have monthly meetings with the teachers and head mistress to update them on progress and any challenges they might be facing. If there are any grievances, they are either immediately attended to or a plan of action charted out for follow up. The head mistress, based on the students' feedback, allocates the funds for repair or support to ensure improvement of the hygiene and sanitation facilities in the school.

"With the passing years, I have noticed a positive shift in the attitudes and aspirations of these students. They have been trained not only on proper hygiene and sanitation practices but, being part of these committees, has also enabled them to develop leadership qualities, made them more responsible, and taught them how to work in teams. The Child Cabinet is now part of our school system and I am confident it will only get better in the years to come" says Ms. Zala, while she looks proudly at the Cabinet Ministers around her.



Group handwashing with soap before mid day meal being institutionalised in Madhya Pradesh: School girls washing hands in Guna, Madhya Pradesh

Child Cabinets in Madhya Pradesh

In Madhya Pradesh Child Cabinets are playing a pivotal role in sustaining water, sanitation and hygiene in school. Child cabinet guidelines and Clean School Award guidelines are shared with all schools for the promotion of hygiene and the monitoring of operation and maintenance of school toilet facilities. Norms for Child Friendly Water, Sanitation and Hygiene facilities in schools have also been developed by the State Government and are being scaled up across the state. A comprehensive Hygiene Education Package has been added to the in-service teachers' training agenda and SMC training programme.

A special 10 minutes break has been exclusively scheduled in the schools' daily timetables for handwashing with soap by all school children before mid day meal.





Children Learn about Water, Sanitation and Hygiene in the Classroom in Rajasthan

In Rajasthan water, sanitation and hygiene are integrated into the lessons of all children from class III to VIII.

Class	Subject	Issues
III	Paryavaran Adhyayan (Environment Education)	<ul style="list-style-type: none"> Ending open defecation Handwashing
IV	Paryavaran Adhyayan-II (Science) (Environment Education)	<ul style="list-style-type: none"> Personal hygiene Faecal-oral transmission
V	Paryavaran Adhyayan-II (Science) (Environment Education)	<ul style="list-style-type: none"> Safe water Safe food
VII	Swasthaya and Sharirik Shiksha (Health and Physical Education)	<ul style="list-style-type: none"> Operation and maintenance of school toilets and campus
VIII	Swasthaya and Sharirik Shiksha (Health and Physical Education)	<ul style="list-style-type: none"> Water quality
Condensed course for all classes	Parivesh Paryavarn Adhyayan (Environment Education)	<ul style="list-style-type: none"> Water quality O&M of school toilets Handwashing Toilet use



Running water inside the urinals ensures that the structure is well maintained



Merry go round pump: A technology that can ensure running water in schools

Action to Achieve Scale: Ensuring Running Water for Toilets and Handwashing in Schools in Rajasthan

More than 98 per cent of schools in Rajasthan have separate toilet for girls and boys, and drinking water facilities with hand pumps providing water used for drinking, handwashing and toilet use. However, in the absence of running water maintenance and use, especially of toilet facilities, emerges as an enormous challenge.

The Force and Lift Pump (FLP), a technological innovation piloted by UNICEF and Rajasthan Council of Elementary Education (RCEE), has successfully overcome the challenges of running water availability in schools. Installing the FLP involves a simple conversion of the existing hand pumps to pump water to an overhead water tanks. The water from the overhand tank is then supplied to the toilets and multiple handwashing points through gravity. The water is pumped up to the storage tanks every time a student uses the hand pump. The FLP comes at a minimal cost as it does not require electricity to lift water.

FLPs in schools are used to:

- Ensure running water for toilets and urinals.
- Supply water to multiple points for handwashing.
- Reduce water wastage due to spill overs at hand pump during operation.

Piloted in 150 schools of Alwar, Jhalawar, Tonk and Sirohi, the success and viability of the system led to its adoption by the State government in 2013. Provisions were made to install 10,000 FLPs in schools and Aganwadis, using National Rural Drinking Water Programme (NRDWP) funds at a rate of Rs. 14,000 per unit. The cost is inclusive of conversion of existing hand pump, installation of plumbing, overhead water tanks, taps and fixtures etc. By July 2014, over 2600 such FLPs were already installed in the field.



Findings of a validation study by UNICEF and RCEE established that upgrading of hand pumps to FLPs enhanced the availability of running water for toilets and handwashing in schools. The installation and maintenance of FLP was simple as it could be done at the local level. Contributions by the community and teachers in the installation and maintenance of the units showed a high level of acceptance to this technological innovation.

Box 7.1: Key findings of the validation study on FLPs conducted in schools by RCEE supported by UNICEF in January-February 2014

- The cleanliness and use of toilet increased by over 80 per cent after installation of FLPs.
- FLPs were installed by trained mechanics in over 90 per cent cases, out of which locally available mechanics installed 41 per cent FPLs.
- Funds for FLP installation was provided by Public Health Engineering Department (PHED) and SSA. In 43 per cent schools, community and teachers contributed for the additional cost beyond sanctioned limit.
- 39 per cent school FLPs were repaired in less than 5 days of breakdown.
- Major faults in FLPs related to hand valve, washer damage and leakage from chamber. Local mechanics for routine FLP repairs were available in 64 per cent schools.
- The availability of running water ensured in 75 per cent more school toilets after installation of FLP. However, running water for handwashing increased only by 2.7 per cent.



On a Handwashing Mission: Young Girls Herald Change in the Community

It's not just about classroom lessons and rules to be followed in school. Chandana Daimary, a vivacious little girl studying in the fifth grade of the Sajjanpara Primary School of Assam, knows that the simple practice of washing hands with soap, especially before eating her meals and after using the toilet, is the reason why she doesn't fall ill so often these days. And she goes all out to spread this good practice among her family members and the rest of the community. Rani block of Kamrup district where Chandana lives is dominated by the Bodo and the Rabha tribes of Assam. However, the beautiful landscape is marred by frequent outbreaks of diarrhoea and dysentery due to lack of sanitation and hygiene.

But that's a thing of the past now. Thanks to the support provided by the Sarva Shiksha Abhiyan (SSA), a national flagship Education programme of the Government and UNICEF, with technical support from the North East Cell of the Centre for Environment Education (CEE), students of schools such as Sajjanpara primary school, are learning to adopt handwashing and other good hygiene habits as a way of life, and are further bringing change at both the family and community level. I tell my mother that she must wash her hands with soap and water after using the toilet, and before eating her food. Otherwise she may fall ill. She listens to me, and in case she forgets to do so, I remind her, and she immediately washes up," Chandana said with a wide grin, proud of the fact that she has been able to teach her family a good practice. "Ever since we adopted this practice, our health has improved. Earlier my family used to have stomach ailments or fever every now and then.

Now that we know the importance of washing our hands properly, it has become part of our daily routine," she added. The recent directive issued by the office of the Commissioner and Secretary, Elementary Education, Ms. L.S. Changsan, to avail the funds of mid day meals for provision of soaps in schools, will sustain this initiative in schools across the State of Assam. According to the World Health Organisation, 88 per cent diarrhoeal disease is caused by unsafe water supply and inadequate sanitation and hygiene.

Ten-year-old Nabanita Bodo of the same class is equally enthusiastic of religiously following the ritual of handwashing, as well as ensuring that her large family of 10 members, do the same. "Our teacher has taught us that if we don't wash our hands, we will invite germs that cause diseases such as diarrhoea, typhoid and jaundice. So I make sure that I follow the five steps of handwashing properly, and have taught my family members too," Nabanita says.

"My grandparents are a little slow to learn...they are so old...but they listen to me carefully. When they realise that the consequences of not washing hands is so bad, they make that extra effort. At times my grandmother forgets to use soap, so I have to remind her that simply washing with water is not enough. They are very proud of me," she adds with pride. The importance of safe drinking water, of "boiling, cooling and then drinking" which they have learnt in school, is another mantra the girls have spelled out to their families.



Students' cabinet monitoring group handwashing before MDM

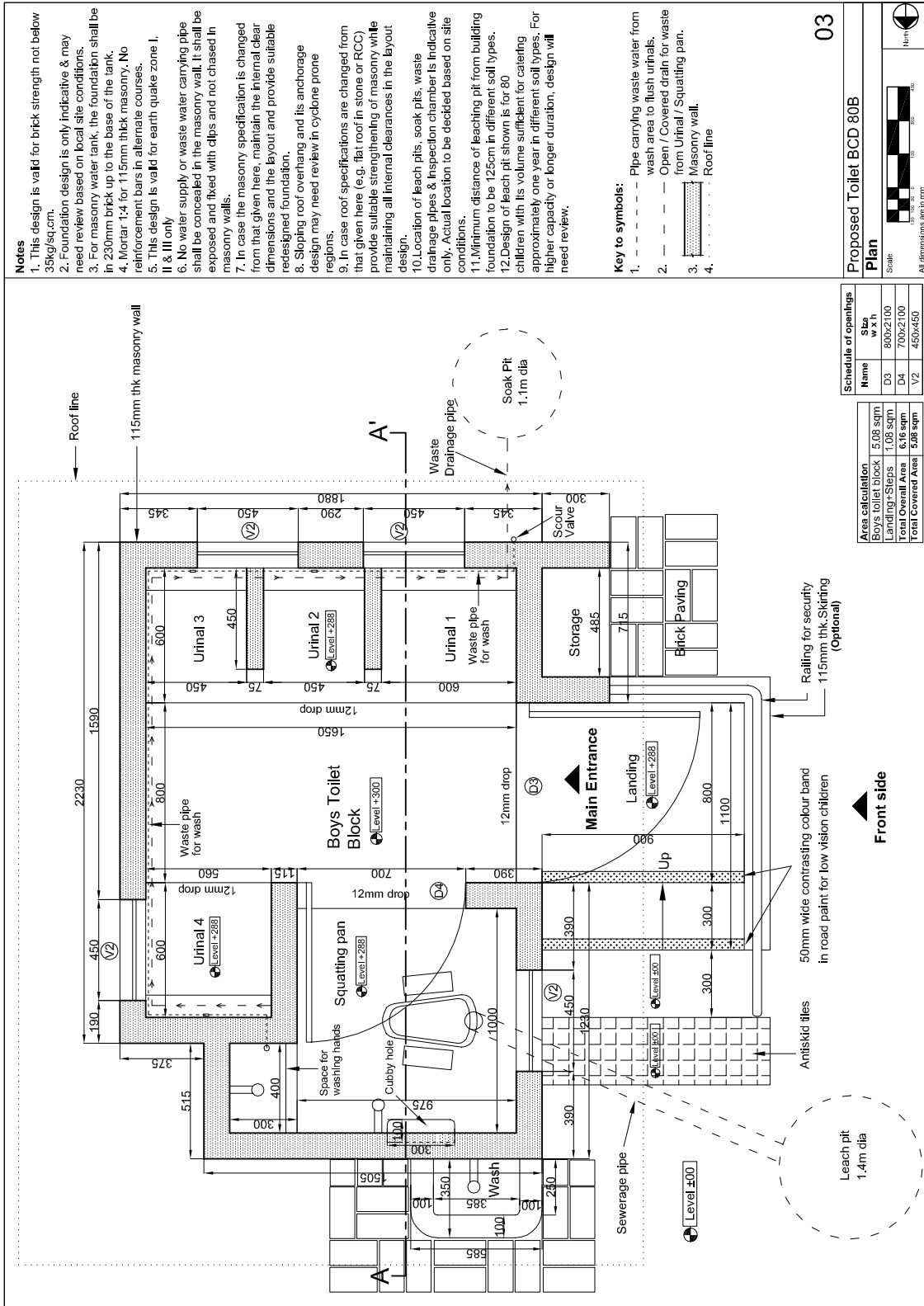
But the winds of change have not just blown through their immediate families. Both Chandana and Nabanita have been especially vocal about spreading the good health practices in their community as well. “My father has five brothers and they all live with their own families. I have informed them about the importance of being clean and washing hands. Although I tell others in the neighborhood too, it’s easier to influence my family,” Chandana observes. “In any case I feel very happy that I have been able to teach so many elders of my family. They all listen to me, and sometimes say they feel amazed that I know so much,” she adds with a smile. “Our neighbours also listen to me,” Nabanita says. “They say that if I have learnt about such things in school, then it must be correct. Also, when they see that we don’t fall ill as often as before, they understand what the reason is”. The girls are also aware of the ill effects of open defecation. “Open defecation is an unhealthy habit. It attracts flies, which spreads germs and leads to many diseases,” Nabanita says. Chandana shares that although her home now has a toilet, it was not there earlier. “Earlier we used to go out, in the forest to relieve ourselves. But now we have a toilet. It’s much more healthy, plus easier and safer for us to use,” she says.

Shouldering the responsibility of their families and the community on their tiny shoulders, the girls now have an even bigger dream. “I want to be a doctor when I grow up, so that I can treat the ill and the diseased. I know what the good practices of living a healthy life are and how important handwashing is...so I already feel like a doctor!” Chandana says, as Nabanita giggles nearby. “My grandparents think I am almost as good as a doctor,” Nabanita smiles. “But I would like to study hard and become a real one someday”.



Annexures

Annexure 1: Technical Design of Boys' Toilet in Elementary School



Annexure 2: Technical Design of Girls' Toilet in Elementary School

Notes

- This design is valid for brick strength not below 35kg/sq.cm.
- Foundation design is only indicative & may need review based on local site conditions.
- For masonry water tank, the foundation shall be in 230mm brick up to the base of the tank.
- Mortar 1:4 for 115mm thick masonry. No reinforcement bars in alternate courses.
- This design is valid for earth quake zone I, II & III regions only
- No water supply or waste water carrying pipe shall be concealed in the masonry wall. It shall be exposed and fixed with clips and not chased in masonry walls.
- In case the masonry specification is changed from that given here, maintain the internal clear dimensions and the layout and provide suitable redesigned foundation.
- Sloping roof overhang and its anchorage design may need review in cyclone prone regions.
- In case roof specifications are changed from that given here (e.g. flat roof in stone or RCC) provide suitable strengthening of masonry while maintaining all internal clearances in the layout design.
- Only one metallic / masonry incinerator to be put along the location indicative as ICN.
- Incinerator to be provided only with Girls' toilet and to have chute from inside.
- Location of leach pits, soak pits, waste drainage pipes & inspection chamber is indicated only. Actual location to be decided based on site conditions.
- Minimum distance of leaching pit from building foundation to be 125cm in different soil types.
- Design of leach pit shown is for 80 children with its volume sufficient for catering approximately one year in different soil types. For higher capacity or longer duration, design will need review.

Key to symbols:

- Pipe carrying waste water from wash area to flush urinals.
- - - Open / Covered drain for waste from Urinal / Squatting pan.
- [Hatched Box] Masonry wall.
- Roof line

Schedule of openings

Name	Size w x h
D3	800x2100
D4	700x2100
D5	600x1500
V2	450x450
V4	300x450

Area calculation

Girls toilet block	7.16 sqm
Landing+Steps	1.08 sqm
Wash	0.33 sqm
Total Overall Area	8.57 sqm
Total Covered Area	7.49 sqm

Proposed Toilet BCD 80G

Plan

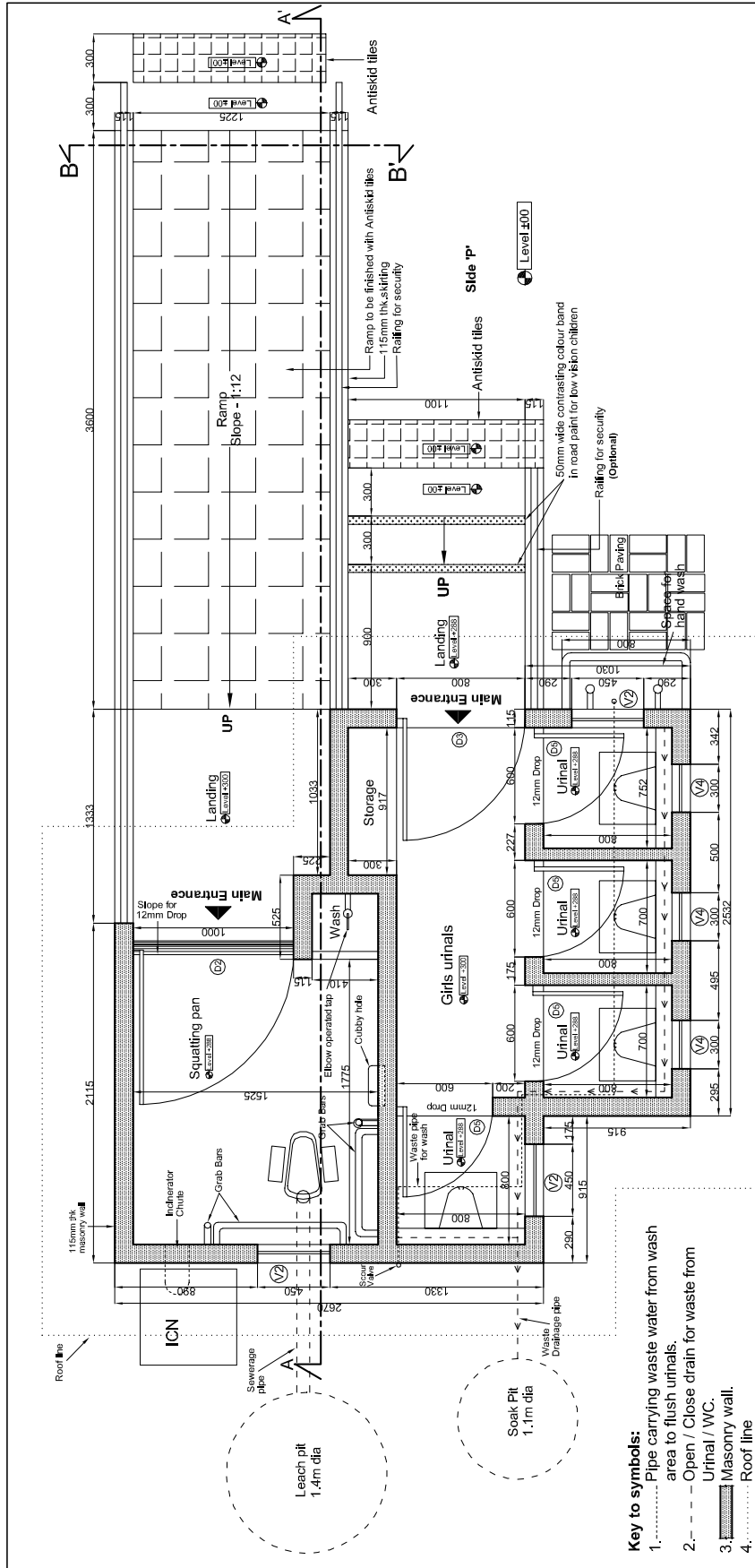
Scale: 1:100

All dimensions are in mm

04



Annexure 3: Technical Design of CWSN Toilet



- Key to symbols:**
- 1. Pipe carrying waste water from wash area to flush urinals.
 - 2. Open / Close drain for waste from Urinal / WC.
 - 3. Masonry wall.
 - 4. Roof line

Notes

1. This design is valid for brick strength not below 35kg/sq.cm.
2. Foundation design is only indicative & may need review based on local site conditions.
3. For masonry water tank, the foundation shall be in 230mm brick up to the base of the tank.
4. Mortar 1:4 for 115mm thick masonry. No reinforcement bars in alternate courses.
5. This design is valid for earth quake zone I, II & III regions only
6. No water supply or waste water carrying pipe shall be concealed in the masonry wall. It shall be exposed and fixed with clips and not chased in masonry walls.
7. In case the masonry specification is changed from that given here, maintain the internal clear dimensions and the layout and provide suitable redesigned foundation.
8. Sloping roof overhang and its anchorage design may need review in cyclone prone regions.
9. In case roof specifications are changed from that given here (e.g. flat roof in stone or RCC), provide suitable strengthening of masonry while maintaining all internal clearances in the layout design.
10. Only one metallic / masonry incinerator to be put along the location indicative as ICN.
11. Incinerator to be provided only with Girl's toilet and to have chute from inside.
12. Location of leach pits, soak pits, waste drainage pipes & inspection chamber is indicated only. Actual location to be decided based on site conditions.
13. Minimum distance of leaching pit from building foundation to be 125cm in different soil types.
14. Design of leach pit shown is for 80 children with its volume sufficient for catering approximately one year in different soil types. For higher capacity or longer duration, design will need review.

Area calculation	Area
Girls toilet block	9.8 sqm
Landing+Steps	3.52 sqm
Wash	0.28 sqm
Ramp	5.23 sqm
Total Overall Area	18.83 sqm
Total Covered Area	10.88 sqm

08

Schedule of openings			
Name	Size w x h	Name Size w x h	
D2	1000x2100	V2	450x450
D3	800x1900	V4	300x450
D5	600x2100		

Proposed Toilet BCD CWSN 80G

Plan

Scale: 1:100

North

All dimensions are in mm

Annexure 4: Technical Design of Boys' and Girls' Toilet in Secondary School

Notes

- This design is valid for brick strength not below 35kg/sq.cm.
- Foundation design is only indicative & may need review based on local site conditions.
- For masonry water tank, the foundation shall be in 230mm brick up to the base of the tank.
- Mortar 1:4 for 115mm thick masonry. No reinforcement bars in alternate courses.
- This design is valid for earth quake zone I, II and III only
- No water supply or waste water carrying pipe shall be concealed in the masonry wall. It shall be exposed and fixed with clips and not chased in masonry walls.
- In case the masonry specification is changed from that given here, maintain the internal clear dimensions & the layout and provide suitable redesigned foundation.
- Sloping roof overhang and its anchorage design may need review in cyclone prone regions.
- In case roof specifications are changed from that given here (e.g. flat roof in stone or RCC) provide suitable strengthening of masonry while maintaining all internal clearances in the layout design.
- Only one metallic / masonry incinerator to be put along the location indicated as ICN.
- Incinerator to be provided only with Girls toilet and to have chute from inside.
- Location of leach pits, soak pits, waste drainage pipes & inspection chamber is indicative only. Actual location to be decided based on site conditions.
- Minimum distance of leaching pit from building foundation to be 125cm in different soil types.
- Design of leach pit shown is for 80-80=160 children with its volume sufficient for catering approximately six months in different soil types. For higher capacity or longer duration, design will need review.

Key to symbols:

- Pipe carrying waste water from wash area to flush urinals.
- Open / Covered drain for waste from Urinal / Squatting pan.
- Masonry wall.
- Roof line

Area calculation (Core)

Boys toilet block	4.56 sqm
Girls toilet block	6.93 sqm
Water tank	0.67 sqm
Wash area	0.29 sqm
Landing+Steps	2.17 sqm
Total Overall Area	14.62 sqm
Total Covered Area	12.45 sqm

Schedule of openings

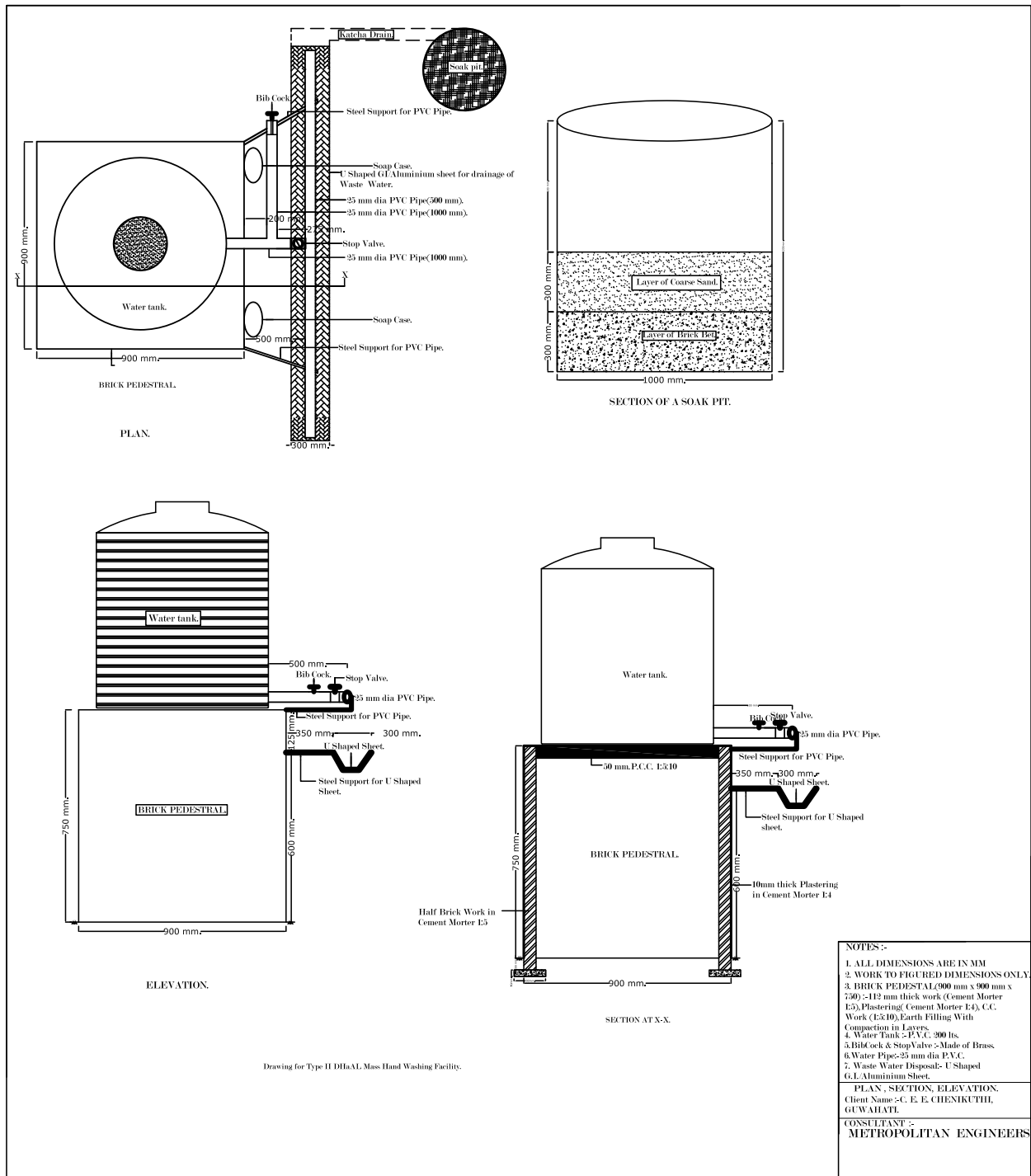
Name	Size w x h
D3	800x2100
D4	700x2100
D5	600x1500
V1	600x450
V2	450x450
V4	300x450

Area calculation (Core)

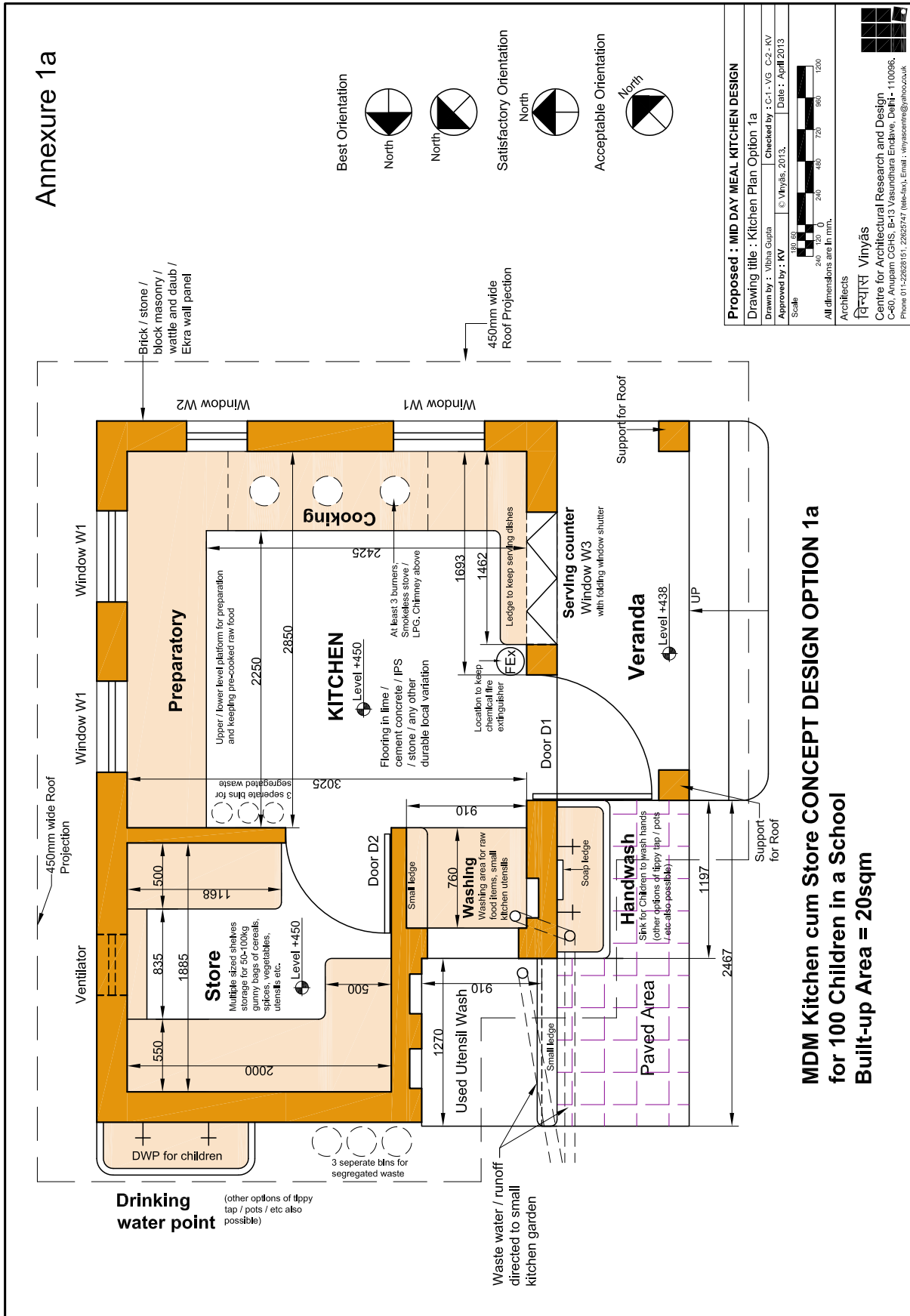
Boys toilet block	4.56 sqm
Girls toilet block	6.93 sqm
Water tank	0.67 sqm
Wash area	0.29 sqm
Landing+Steps	2.17 sqm
Total Overall Area	14.62 sqm
Total Covered Area	12.45 sqm



Annexure 5: Technical Design of Group Handwashing Facilities

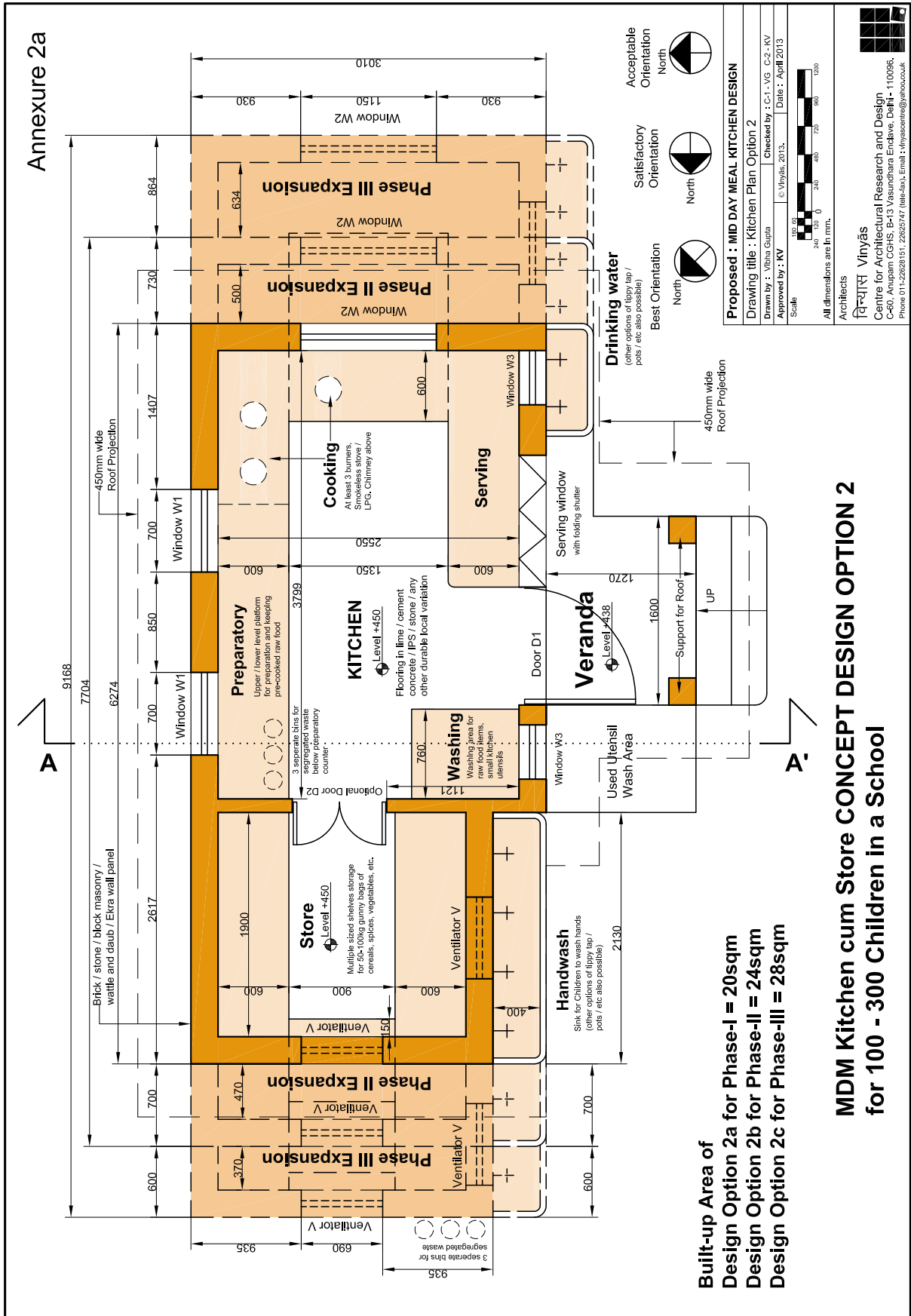


Annexure 6: Technical Design of Improved MDM Kitchen Sheds (Model 1)





Annexure 7: Technical Design of Improved MDM Kitchen Sheds (Model 2)



Websites and Resources

Technical Designs

- MHRD/MDWS/UNICEF (2009), 'An Inclusive Approach to School Sanitation and Hygiene Education: Strategy, Designs and Norms' www.mdws.gov.in
- UNICEF (2014), 'Toilet Technical Design Manual' - design options for School and Anganwadi toilets, from the basic to advanced, with different cost options
- MDWS/UNICEF (2014), 'Technical Design Manual' - design options and costing of group hand washing facilities
- MHRD (2013), 'Revised costs and design norms for MDM Kitchen Sheds' www.mdm.nic.in
- MHRD and MoUD (2011), 'National School Sanitation Manual (for CBSE schools)' www.mhrd.gov.in

Films and Video Spots

- UNICEF (2012), WASH in Schools – “WASH in Schools: Why not” – a short advocacy film
- UNICEF (2013), 'Mission Possible: WASH in Schools – advocacy film demonstrating group hand washing' www.youtube.com/watch?v=w_v1QBmj02Q
- Behaviour change posters, teaching booklets, advocacy sheets for classrooms in local languages

Forthcoming

- A 60 second video spot on group hand washing before MDM, for MHRD (forthcoming 2014)
- 3 x 4 minute films, each one aimed at sensitising different target groups, which include government officials/ policy makers, teachers and SMC members.

Other Materials

UNICEF (2014), 'An Overview of the Status of Drinking Water and Sanitation in Schools in India: a snapshot'. This snapshot provides current data on WASH in Schools in India. http://www.dise.in/Downloads/best%20practices/WASH%20in%20Schools%20India%20Snapshot_DISE%20data%20analysis.pdf



State Level Data of All States

S. No.	State Name	Total Schools	Schools without Girl's Toilet(s)	Schools without Boy's Toilet(s)	Schools with Dysfunctional Girl's Toilet(s)	Schools with Dysfunctional Boy's Toilet(s)
1	Andaman & Nicobar Islands	348	23	21	10	15
2	Andhra Pradesh	45714	9114	19275	8329	5374
3	Arunachal Pradesh	3398	871	1851	960	272
4	Assam	50186	6890	16255	3956	6592
5	Bihar	70673	17982	19422	9225	9597
6	Chandigarh	112	0	0	0	0
7	Chhattisgarh	47526	2753	8168	3667	3056
8	Dadra & Nagar Haveli	275	14	41	12	9
9	Daman & Diu	88	0	0	0	0
10	Delhi	2826	0	0	0	0
11	Goa	961	22	163	31	28
12	Gujarat	33713	87	869	80	147
13	Haryana	14974	380	686	156	169
14	Himachal Pradesh	15219	460	924	46	52
15	Jammu & Kashmir	23234	6294	7822	2797	1553
16	Jharkhand	40666	4736	5484	3979	3350
17	Karnataka	46421	12	24	30	68
18	Kerala	5111	82	137	62	70
19	Lakshadweep	44	0	0	0	0
20	Madhya Pradesh	114444	9130	9443	9271	8819
21	Maharashtra	67307	1226	1221	2190	1088
22	Manipur	3132	67	191	487	369
23	Meghalaya	7757	3781	3515	1063	1089
24	Mizoram	2273	6	663	402	99
25	Nagaland	2603	96	341	254	87
26	Odisha	58412	8196	13452	12520	9040
27	Pondicherry	433	0	0	0	0
28	Punjab	21343	544	665	372	450
29	Rajasthan	83564	2224	3788	2990	3933
30	Sikkim	870	8	29	24	28
31	Tamil Nadu	37002	1442	4278	958	1159
32	Telangana	29375	7945	14884	7881	3952
33	Tripura	4323	352	280	169	179
34	Uttar Pradesh	160763	2355	4634	5971	3852
35	Uttaranchal	17426	743	847	1005	1200
36	West Bengal	81915	13608	12858	9087	11300



Water, sanitation and hygiene education in schools provides safe drinking water, improves access to clean sanitation facilities and promotes lifelong health. Good hygiene practices in schools enhances the well-being of children and their families, and paves the way for new generations of healthy children. Proper sanitation and drinking water facilities in schools significantly reduce hygiene-related disease; increase student attendance and learning achievements; and contributes to dignity, inclusion and equity. These attributes serve as a base for ongoing development and economic growth.
